

CATÁLOGO

DE PRODUCTOS

JL NEUMÁTICA

CONECTOR RECTO

METRICAS

| CODIGO | TUBO | ROSCA |
|--------|------|-------|
| 9114 | 4mm | M5 |
| 9112 | 4mm | 1/8 |
| 9113 | 4mm | 1/4 |
| 9555 | 6mm | M5 |
| 9138 | 6mm | 1/8 |
| 9139 | 6mm | 1/4 |
| 9140 | 8mm | 1/8 |
| 9141 | 8mm | 1/4 |
| 9142 | 10mm | 1/4 |
| 9143 | 10mm | 3/8 |
| 9115 | 12mm | 1/4 |
| 9144 | 12mm | 3/8 |
| 9145 | 12mm | 1/4 |



PULGADAS

| CODIGO | TUBO | ROSCA |
|--------|------|-------|
| 9235 | 1/4 | 1/8 |
| 9236 | 1/4 | 1/4 |
| 9237 | 5/16 | 1/8 |
| 9238 | 5/16 | 1/4 |
| 9239 | 3/8 | 1/4 |
| 9240 | 3/8 | 3/8 |
| 9241 | 1/2 | 1/4 |
| 9242 | 1/2 | 3/8 |
| 9243 | 1/2 | 1/2 |

TEE CENTRAL GIRATORIA

METRICAS

| CODIGO | TUBO | ROSCA |
|--------|------|-------|
| 9110 | 4mm | M5 |
| 9108 | 4mm | 1/8 |
| 9109 | 4mm | 1/4 |
| 9154 | 6mm | 1/8 |
| 9155 | 6mm | 1/4 |
| 9156 | 8mm | 1/8 |
| 9157 | 8mm | 1/4 |
| 9158 | 10mm | 1/4 |
| 9159 | 10mm | 3/8 |
| 9557 | 12mm | 1/4 |
| 9160 | 12mm | 3/8 |
| 9161 | 12mm | 1/2 |



PULGADAS

| CODIGO | TUBO | ROSCA |
|--------|------|-------|
| 9320 | 1/4 | 1/8 |
| 9321 | 1/4 | 1/4 |
| 9322 | 5/16 | 1/8 |
| 9323 | 5/16 | 1/4 |
| 9324 | 3/8 | 1/4 |
| 9325 | 3/8 | 3/8 |
| 9326 | 1/2 | 1/4 |
| 9327 | 1/2 | 3/8 |
| 9328 | 1/2 | 1/2 |

CODO 90° GIRATORIO

METRICAS

| CODIGO | TUBO | ROSCA |
|--------|------|-------|
| 9099 | 4mm | M5 |
| 9097 | 4mm | 1/8 |
| 9098 | 4mm | 1/4 |
| 9126 | 6mm | 1/8 |
| 9127 | 6mm | 1/4 |
| 9128 | 8mm | 1/8 |
| 9129 | 8mm | 1/4 |
| 9130 | 10mm | 1/4 |
| 9131 | 10mm | 3/8 |
| 9111 | 12mm | 1/4 |
| 9132 | 12mm | 3/8 |
| 9133 | 12mm | 1/2 |



PULGADAS

| CODIGO | TUBO | ROSCA |
|--------|------|-------|
| 9248 | 1/4 | 1/8 |
| 9249 | 1/4 | 1/4 |
| 9250 | 5/16 | 1/8 |
| 9251 | 5/16 | 1/4 |
| 9252 | 3/8 | 1/4 |
| 9253 | 3/8 | 3/8 |
| 9254 | 1/2 | 1/4 |
| 9255 | 1/2 | 3/8 |
| 9256 | 1/2 | 1/2 |

UNION DOBLE

METRICAS

| CODIGO | TUBO |
|--------|------|
| 9556 | 4mm |
| 9150 | 6mm |
| 9151 | 8mm |
| 9152 | 10mm |
| 9153 | 12mm |
| 9107 | 16mm |



PULGADAS

| CODIGO | TUBO |
|--------|------|
| 9244 | 1/4 |
| 9245 | 5/16 |
| 9246 | 3/8 |
| 9247 | 1/2 |
| 9559 | 5/8 |

UNION TEE

METRICAS

| CODIGO | TUBO |
|--------|------|
| 9116 | 4mm |
| 9146 | 6mm |
| 9147 | 8mm |
| 9148 | 10mm |
| 9149 | 12mm |



PULGADAS

| CODIGO | TUBO |
|--------|------|
| 9316 | 1/4 |
| 9317 | 5/16 |
| 9318 | 3/8 |
| 9319 | 1/2 |

UNION CODO 90°

METRICAS

| CODIGO | TUBO |
|--------|------|
| 9558 | 4mm |
| 9162 | 6mm |
| 9163 | 8mm |
| 9164 | 10mm |
| 9165 | 12mm |



CRUZ 4 LADOS
PARA
MANGUERA

| CODIGO | MANGUERA |
|--------|----------|
| 7000 | 1/4 |
| 7001 | 5/16 |
| 7002 | 3/8 |
| 7003 | 1/2 |

**ABRAZADERA**
PARA PICO
DE LAVADO

| CODIGO | MANGUERA |
|--------|----------|
| 2701 | 1/2 |
| 2702 | 3/4 |
| 2703 | 1" |

**UNION**
DE MANGUERA

| CODIGO | MANGUERA |
|--------|----------|
| 2400 | 3/16 |
| 2401 | 1/4 |
| 2402 | 5/16 |
| 2403 | 3/8 |
| 2404 | 1/2 |

**CRUZ** 3 LADOS
PARA 1 LADO
MANGUERA GAS

| CODIGO | MANGUERA | ROSCA |
|--------|----------|-------|
| 4900 | 1/4 | 1/8 |
| 4901 | 5/16 | 1/8 |
| 4902 | 3/8 | 1/8 |
| 4903 | 1/2 | 1/4 |

**PICO**
LAV. C/TERMINAL
RECUPERABLE

| CODIGO | MANGUERA |
|--------|----------|
| 3301 | 1/2 |

**CODO 90°**
PORTAGOMA M

| CODIGO | MANGUERA | ROSCA |
|--------|----------|-------|
| 30385 | 3/16 | 1/8 |
| 4951 | 1/4 | 1/8 |
| 4950 | 5/16 | 1/8 |
| 30282 | 1/4 | 1/4 |
| 30283 | 5/16 | 1/4 |
| 30284 | 3/8 | 1/4 |
| 30285 | 1/2 | 1/4 |

**NIPLE**
DE HIERRO


| CODIGO | MANGUERA | ROSCA |
|--------|----------|-------|
| 6003 | 3/4 | 1/2 |
| 6004 | 1" | 3/4 |

**TEE** PARA
MANGUERA

| CODIGO | MANGUERA |
|--------|----------|
| 2500 | 3/16 |
| 2501 | 1/4 |
| 2502 | 5/16 |
| 2503 | 3/8 |
| 2504 | 1/2 |

**LANZA** para
LAVADO CABEZA

| CODIGO | ROSCA |
|--------|-------|
| 6000 | 1/2 |
| 6001 | 3/4 |
| 6002 | 1" |

**UNION**
CODO 90°

| CODIGO | MANGUERA |
|--------|----------|
| 2511 | 1/4 |
| 2512 | 5/16 |
| 2513 | 3/8 |
| 2514 | 1/2 |

**PICO REGULABLE**
P/ BOMBA DE ALTA PRESION

| CODIGO | DETALLE |
|--------|------------------------------|
| 3201 | Pico Lav. Bomba A/P completo |
| 3202 | Cabeza Pico Lav. Bomba A/P |
| 3203 | Racord P/Lav. Bomba A/P 1/2 |
| 3204 | Racord P/Lav. Bomba A/P 3/4 |
| 3205 | Racord P/Lav. Bomba A/P 1 |
| 3206 | Niple R/Agua P/L Bomba A/P |
| 3207 | Pastilla P/L Bomba A/P |

UNION
P/MANGUERA
ALTA PRESION

| CODIGO | MANGUERA |
|--------|----------|
| 3001 | 1/2 |



CONECTOR RECTO

METRICAS

| CODIGO | TUBO | ROSCA |
|--------|------|-------|
| 20020 | 6mm | M5 |
| 20025 | 6mm | 1/8 |
| 20030 | 6mm | 1/4 |
| 20035 | 8mm | 1/8 |
| 20040 | 8mm | 1/4 |
| 20045 | 10mm | 1/4 |
| 20050 | 10mm | 3/8 |
| 20055 | 12mm | 1/4 |
| 20060 | 12mm | 3/8 |
| 20065 | 12mm | 1/2 |



PULGADAS

| CODIGO | TUBO | ROSCA |
|--------|------|-------|
| 20620 | 1/4 | 1/8 |
| 20625 | 1/4 | 1/4 |
| 20630 | 5/16 | 1/8 |
| 20635 | 5/16 | 1/4 |
| 20640 | 3/8 | 1/4 |
| 20645 | 3/8 | 3/8 |
| 20650 | 1/2 | 1/4 |
| 20655 | 1/2 | 3/8 |
| 20660 | 1/2 | 1/2 |

TEE CENTRAL GIRATORIA

METRICAS

| CODIGO | TUBO | ROSCA |
|--------|------|-------|
| 20120 | 6mm | 1/8 |
| 20125 | 6mm | 1/4 |
| 20130 | 8mm | 1/8 |
| 20135 | 8mm | 1/4 |
| 20140 | 10mm | 1/4 |
| 20145 | 10mm | 3/8 |
| 20150 | 12mm | 1/4 |
| 20155 | 12mm | 3/8 |
| 20160 | 12mm | 1/2 |



PULGADAS

| CODIGO | TUBO | ROSCA |
|--------|------|-------|
| 21020 | 1/4 | 1/8 |
| 21025 | 1/4 | 1/4 |
| 21030 | 5/16 | 1/8 |
| 21035 | 5/16 | 1/4 |
| 21040 | 3/8 | 1/4 |
| 21045 | 3/8 | 3/8 |
| 21050 | 1/2 | 1/4 |
| 21055 | 1/2 | 3/8 |
| 21060 | 1/2 | 1/2 |

CODO 90° GIRATORIO

METRICAS

| CODIGO | TUBO | ROSCA |
|--------|------|-------|
| 20220 | 6mm | 1/8 |
| 20225 | 6mm | 1/4 |
| 20230 | 8mm | 1/8 |
| 20235 | 8mm | 1/4 |
| 20240 | 10mm | 1/4 |
| 20245 | 10mm | 3/8 |
| 20250 | 12mm | 1/4 |
| 20255 | 12mm | 3/8 |
| 20260 | 12mm | 1/2 |



PULGADAS

| CODIGO | TUBO | ROSCA |
|--------|------|-------|
| 20820 | 1/4 | 1/8 |
| 20825 | 1/4 | 1/4 |
| 20830 | 5/16 | 1/8 |
| 20835 | 5/16 | 1/4 |
| 20840 | 3/8 | 1/4 |
| 20845 | 3/8 | 3/8 |
| 20850 | 1/2 | 1/4 |
| 20855 | 1/2 | 3/8 |
| 20860 | 1/2 | 1/2 |

UNION DOBLE

METRICAS

| CODIGO | TUBO |
|--------|------|
| 20320 | 6mm |
| 20325 | 8mm |
| 20330 | 10mm |
| 20335 | 12mm |



PULGADAS

| CODIGO | TUBO |
|--------|------|
| 20720 | 1/4 |
| 20725 | 5/16 |
| 20730 | 3/8 |
| 20735 | 1/2 |

UNION TEE

METRICAS

| CODIGO | TUBO |
|--------|------|
| 20420 | 6mm |
| 20425 | 8mm |
| 20430 | 10mm |
| 20435 | 12mm |



PULGADAS

| CODIGO | TUBO |
|--------|------|
| 20920 | 1/4 |
| 20925 | 5/16 |
| 20930 | 3/8 |
| 20935 | 1/2 |

UNION CODO 90°

METRICAS

| CODIGO | TUBO |
|--------|------|
| 20520 | 6mm |
| 20525 | 8mm |
| 20530 | 10mm |
| 20535 | 12mm |



JL NEUMATICA

www.jlneumatica.com.ar

**CONECTOR
RECTO**


| CODIGO | TUBO | ROSCA |
|--------|------|-------|
| 4500 | 1/8 | 1/8 |
| 4501 | 3/16 | 1/8 |
| 4502 | 3/16 | 1/4 |
| 4503 | 1/4 | 1/8 |
| 4504 | 1/4 | 1/4 |
| 4505 | 5/16 | 1/8 |
| 4506 | 5/16 | 1/4 |
| 4507 | 5/16 | 1/2 |
| 4508 | 3/8 | 1/8 |
| 4509 | 3/8 | 1/4 |
| 4510 | 3/8 | 3/8 |
| 4511 | 3/8 | 1/2 |
| 4512 | 7/16 | 1/4 |
| 4513 | 7/16 | 3/8 |
| 4514 | 1/2 | 1/4 |
| 4515 | 1/2 | 3/8 |
| 4516 | 1/2 | 1/2 |
| 4517 | 5/8 | 1/2 |
| 4518 | 3/4 | 1/2 |
| 4519 | 3/4 | 3/4 |

**CONECTOR
HEMBRA**

| CODIGO | TUBO | ROSCA |
|--------|------|-------|
| 5600 | 3/16 | 1/8 |
| 5601 | 1/4 | 1/8 |
| 5602 | 1/4 | 1/4 |
| 5603 | 5/16 | 1/8 |
| 5604 | 5/16 | 1/4 |
| 5605 | 5/16 | 1/2 |
| 5606 | 3/8 | 1/8 |
| 5607 | 3/8 | 1/4 |
| 5608 | 3/8 | 3/8 |
| 5609 | 3/8 | 1/2 |
| 5610 | 1/2 | 3/8 |
| 5611 | 1/2 | 1/2 |

**TUERCA
CONICA**

| CODIGO | TUBO |
|--------|------|
| 1800 | 1/8 |
| 1801 | 3/16 |
| 1802 | 1/4 |
| 1803 | 5/16 |
| 1804 | 3/8 |
| 1805 | 7/16 |
| 1806 | 1/2 |
| 1807 | 5/8 |
| 1808 | 3/4 |



TRABAJOS ESPECIALES SEGUN
MUESTRA O PLANO.

JL NEUMATICA

UNION TEE P/ CAÑO 3 LADOS

| CODIGO | TUBO |
|--------|------|
| 9340 | 1/4 |
| 9341 | 5/16 |
| 9342 | 3/8 |
| 9343 | 1/2 |



UNION CODO 90°

| CODIGO | TUBO |
|--------|------|
| 9344 | 1/4 |
| 9345 | 5/16 |
| 9346 | 3/8 |
| 9347 | 1/2 |



CODO 90°

| CODIGO | TUBO | ROSCA |
|--------|------|-------|
| 9370 | 1/4 | 1/8 |
| 9371 | 1/4 | 1/4 |
| 9372 | 5/16 | 1/8 |
| 9373 | 5/16 | 1/4 |
| 9374 | 3/8 | 1/4 |
| 9375 | 3/8 | 3/8 |
| 9376 | 1/2 | 1/4 |
| 9377 | 1/2 | 3/8 |
| 9378 | 1/2 | 1/2 |



CONECTOR RECTO

| CODIGO | TUBO | ROSCA |
|--------|------|-------|
| 9360 | 1/4 | 1/8 |
| 9361 | 1/4 | 1/4 |
| 9362 | 5/16 | 1/8 |
| 9363 | 5/16 | 1/4 |
| 9364 | 3/8 | 1/4 |
| 9365 | 3/8 | 3/8 |
| 9366 | 1/2 | 1/4 |
| 9367 | 1/2 | 3/8 |
| 9368 | 1/2 | 1/2 |



TEE ROSCA CENTRAL

| CODIGO | TUBO | ROSCA |
|--------|------|-------|
| 9350 | 1/4 | 1/8 |
| 9351 | 1/4 | 1/4 |
| 9352 | 5/16 | 1/8 |
| 9353 | 5/16 | 1/4 |
| 9354 | 3/8 | 1/4 |
| 9355 | 1/2 | 3/8 |
| 9356 | 1/2 | 1/2 |
| 9357 | 1/2 | 1/4 |



TUERCA MOLETEADA

| CODIGO | TUBO |
|--------|---------------|
| 9390 | 1/4 |
| 9391 | 5/16 |
| 9392 | 3/8 |
| 9393 | 3/8 reforzado |
| 9394 | 1/2 |



UNION DOBLE

| CODIGO | TUBO |
|--------|------|
| 9380 | 1/4 |
| 9381 | 5/16 |
| 9382 | 3/8 |
| 9383 | 1/2 |



ADAPTADOR TUBO / PERNO ENCHUFE

| CODIGO | TUBO | ROSCA |
|--------|------|-----------------|
| 31161 | 1/4 | 1/4 |
| 31162 | 5/16 | 1/4 |
| 31163 | 1/4 | 1/4 CON RESORTE |
| 31164 | 5/16 | 1/4 CON RESORTE |



PASACHAPA

| CODIGO | TUBO |
|--------|------|
| 9410 | 1/4 |
| 9411 | 5/16 |
| 9412 | 3/8 |



CONEXION C/GUIA P/T PLASTICA VIROLA INCOR.

| CODIGO | TUBO | ROSCA |
|--------|------|-------|
| 30273 | 1/4 | 1/8 |
| 30274 | 1/4 | 1/4 |
| 30275 | 5/16 | 1/4 |
| 30276 | 3/8 | 1/4 |
| 30277 | 3/8 | 3/8 |
| 30278 | 1/2 | 1/4 |
| 30279 | 1/2 | 3/8 |
| 30280 | 1/2 | 1/2 |



CONECTOR RECTO

| CODIGO | TUBO | ROSCA |
|--------|------|-------|
| 4400 | 1/8 | 1/8 |
| 4401 | 3/16 | 1/8 |
| 4402 | 3/16 | 1/4 |
| 4403 | 1/4 | 1/8 |
| 4404 | 1/4 | 1/4 |
| 4405 | 1/4 | 3/8 |
| 4406 | 1/4 | 1/2 |
| 4407 | 5/16 | 1/8 |
| 4408 | 5/16 | 1/4 |
| 4409 | 5/16 | 3/8 |
| 4410 | 5/16 | 1/2 |
| 4432 | 5/16 | 3/4 |
| 4411 | 3/8 | 1/8 |
| 4412 | 3/8 | 1/4 |
| 4413 | 3/8 | 3/8 |
| 4414 | 3/8 | 1/2 |
| 4415 | 7/16 | 1/4 |
| 4416 | 7/16 | 3/8 |
| 4417 | 1/2 | 1/4 |
| 4418 | 1/2 | 3/8 |
| 4419 | 1/2 | 1/2 |
| 4420 | 1/2 | 3/4 |
| 4421 | 5/8 | 3/8 |
| 4422 | 5/8 | 1/2 |
| 4423 | 3/4 | 1/2 |
| 4424 | 3/4 | 3/4 |
| 4425 | 1" | 3/4 |
| 4426 | 1" | 1" |

**UNION AJUSTE ROSCA HEMBRA**

| CODIGO | TUBO | ROSCA |
|--------|------|-------|
| 5500 | 1/8 | 1/8 |
| 5501 | 3/16 | 1/8 |
| 5502 | 1/4 | 1/8 |
| 5503 | 1/4 | 1/4 |
| 5504 | 5/16 | 1/8 |
| 5505 | 5/16 | 1/4 |
| 5506 | 3/8 | 1/8 |
| 5507 | 3/8 | 1/4 |
| 5508 | 1/2 | 1/4 |
| 5509 | 1/2 | 3/8 |

**CODO 90° MACHO**

| CODIGO | TUBO | ROSCA |
|--------|------|-------|
| 300 | 1/8 | 1/8 |
| 301 | 3/16 | 1/8 |
| 302 | 1/4 | 1/8 |
| 303 | 1/4 | 1/4 |
| 304 | 5/16 | 1/8 |
| 305 | 5/16 | 1/4 |
| 325 | 5/16 | 1/2 |
| 306 | 3/8 | 1/8 |
| 307 | 3/8 | 1/4 |
| 308 | 3/8 | 3/8 |
| 309 | 3/8 | 1/2 |
| 310 | 1/2 | 1/4 |
| 311 | 1/2 | 3/8 |
| 312 | 1/2 | 1/2 |
| 313 | 5/8 | 1/2 |
| 314 | 5/8 | 3/8 |
| 315 | 3/4 | 3/4 |

**CODO 90° HEMBRA**

| CODIGO | TUBO | ROSCA |
|--------|------|-------|
| 4100 | 1/8 | 1/8 |
| 4101 | 3/16 | 1/8 |
| 4102 | 1/4 | 1/8 |
| 4103 | 5/16 | 1/8 |

**UNION CODO P/ CAÑO 2 LADOS**

| CODIGO | TUBO |
|--------|------|
| 6600 | 1/8 |
| 6601 | 3/16 |
| 6602 | 1/4 |
| 6603 | 5/16 |
| 6604 | 3/8 |
| 6605 | 1/2 |
| 6606 | 5/8 |
| 6607 | 3/4 |

**CONEXION C/GUIA P/TUBO POLIAMIDA**

| CODIGO | TUBO | ROSCA |
|--------|------|-------|
| 2200 | 1/4 | 1/8 |
| 2201 | 1/4 | 1/4 |
| 2202 | 5/16 | 1/8 |
| 2203 | 5/16 | 1/4 |
| 2204 | 3/8 | 1/4 |
| 2205 | 3/8 | 3/8 |
| 31039 | 1/2 | 1/4 |
| 2206 | 1/2 | 3/8 |
| 2207 | 1/2 | 1/2 |

**UNION DOBLE AJUSTE**

| CODIGO | TUBO |
|--------|------|
| 4600 | 1/8 |
| 4601 | 3/16 |
| 4602 | 1/4 |
| 4603 | 5/16 |
| 4604 | 3/8 |
| 4605 | 7/16 |
| 4606 | 1/2 |
| 4607 | 5/8 |
| 4608 | 3/4 |
| 31383 | 1" |

**CONECTOR RECTO GIRATORIO**

| CODIGO | TUBO | ROSCA |
|--------|------|-------|
| 31193 | 1/4 | 1/4 |
| 31194 | 5/16 | 1/4 |
| 31195 | 3/8 | 1/4 |
| 31196 | 3/8 | 3/8 |
| 31197 | 1/2 | 3/8 |



**CODO 90°
AJUSTE**


| CODIGO | TUBO | ROSCA |
|--------|-------|-------|
| 31315 | 4 mm | M6 |
| 316 | 4 mm | 1/8 |
| 317 | 6 mm | 1/8 |
| 318 | 6 mm | 1/4 |
| 319 | 8 mm | 1/4 |
| 320 | 10 mm | 1/4 |
| 321 | 10 mm | 3/8 |
| 322 | 10 mm | 1/2 |
| 323 | 12 mm | 1/4 |
| 324 | 12 mm | 3/8 |

**UNION AJUSTE
ROSCA HEMBRA**

| CODIGO | TUBO | ROSCA |
|--------|------|-------|
| 31306 | 6mm | 1/8 |
| 31307 | 6mm | 1/4 |
| 31308 | 8mm | 1/8 |
| 31309 | 8mm | 1/4 |
| 31310 | 10mm | 1/4 |
| 31311 | 10mm | 3/8 |
| 31312 | 12mm | 1/4 |
| 31313 | 12mm | 3/8 |

**MANGUITO P/TUBO
DE POLIAMIDA**

| CODIGO | TUBO | |
|--------|---------|-------|
| 5312 | 4mm | (x25) |
| 5306 | 6mm | (x25) |
| 5307 | 8mm | (x25) |
| 5308 | 10mm | (x25) |
| 5321 | 11mm | |
| 5309 | 12x10mm | (x25) |
| 5310 | 14mm | |
| 5311 | 12x9mm | |
| 31124 | 12x8mm | |
| 31713 | 15mm | |
| 30118 | 16mm | |

**TUERCA
AJUSTE**

| CODIGO | TUBO |
|--------|-------|
| 418 | 4 mm |
| 409 | 6 mm |
| 410 | 8 mm |
| 411 | 10 mm |
| 419 | 11 mm |
| 412 | 12 mm |
| 420 | 14 mm |
| 31711 | 15 mm |
| 30120 | 16 mm |

**CONECTOR RECTO
AJUSTE**


| CODIGO | TUBO | ROSCA |
|--------|------|-------|
| 31314 | 4mm | M6 |
| 4436 | 4mm | 1/8 |
| 4427 | 6mm | 1/8 |
| 4428 | 6mm | 1/4 |
| 4429 | 8mm | 1/4 |
| 4430 | 10mm | 1/4 |
| 4437 | 10mm | 3/8 |
| 4439 | 11mm | 1/4 |
| 4433 | 11mm | 3/8 |
| 4431 | 12mm | 1/4 |
| 4438 | 12mm | 3/8 |
| 31151 | 14mm | 1/4 |
| 31150 | 14mm | 3/8 |
| 31149 | 14mm | 1/2 |
| 31154 | 16mm | 1/4 |
| 31153 | 16mm | 3/8 |
| 31152 | 16mm | 1/2 |

**VIROLAS
CON GUIA**

| CODIGO | TUBO | |
|--------|--------|--------|
| 30331 | 6mm | (x100) |
| 30332 | 8mm | (x100) |
| 30333 | 10mm | (x100) |
| 30334 | 12mm | (x100) |
| 30335 | 1/4mm | (x100) |
| 30336 | 5/16mm | (x100) |
| 30337 | 3/8mm | (x100) |
| 30338 | 1/2mm | (x100) |

**UNION DOBLE
AJUSTE**

| CODIGO | TUBO |
|--------|-------|
| 4614 | 4 mm |
| 4609 | 6 mm |
| 4610 | 8 mm |
| 4611 | 10 mm |
| 4615 | 11 mm |
| 4612 | 12 mm |
| 4613 | 14 mm |
| 31714 | 15 mm |
| 30117 | 16 mm |

**TUERCA AJUSTE
P/VIROLA C/GUIA**

| CODIGO | TUBO | |
|--------|------|-------|
| 30339 | 6mm | (x50) |
| 30340 | 8mm | (x50) |
| 30341 | 10mm | (x50) |
| 30342 | 12mm | (x50) |
| 30343 | 1/4 | (x50) |
| 30344 | 5/16 | (x50) |
| 30345 | 3/8 | (x50) |
| 30346 | 1/2 | (x50) |

**UNION TEE
P/CAÑO
3 LADOS**

| CODIGO | TUBO |
|--------|------|
| 6910 | 4mm |
| 6906 | 6mm |
| 6907 | 8mm |
| 6908 | 10mm |
| 6909 | 12mm |

**REDUCCION
AJUSTE**

| CODIGO | TUBO | TUBO |
|--------|------|------|
| 30882 | 12 | 10 |
| 30883 | 10 | 8 |
| 30884 | 8 | 6 |
| 30885 | 6 | 4 |

**VIROLAS**

| CODIGO | TUBO | |
|--------|------|-------|
| 709 | 4mm | (x50) |
| 710 | 6mm | (x50) |
| 711 | 8mm | (x50) |
| 712 | 10mm | (x25) |
| 720 | 11mm | |
| 713 | 12mm | (x25) |
| 715 | 14mm | |
| 31712 | 15mm | |
| 30119 | 16mm | |



TAPON

PULGADAS

| CODIGO | ROSCA |
|--------|-------|
| 101 | 1/8 |
| 102 | 1/4 |
| 103 | 3/8 |
| 104 | 1/2 |
| 105 | 3/4 |
| 106 | 1" |



METRICAS

| CODIGO | ROSCA |
|--------|-----------|
| 30109 | M12 x1,50 |
| 30110 | M14 x1,50 |
| 30111 | M16 x1,50 |
| 30112 | M18 x1,50 |
| 30113 | M20 x1,50 |
| 30114 | M22 x1,50 |
| 31130 | M24 x1,50 |
| 30115 | M26 x1,50 |
| 30116 | M30 x1,50 |

CODO 90° M-M

| CODIGO | ROSCA |
|--------|-------|
| 6500 | 1/8 |
| 6501 | 1/4 |
| 6502 | 3/8 |
| 6503 | 1/2 |
| 6504 | 3/4 |

CODO 90°
ROSCA H

| CODIGO | ROSCA |
|--------|-------|
| 6100 | 1/8 |
| 6101 | 1/4 |
| 6102 | 3/8 |
| 6103 | 1/2 |

CUBO
DISTRIBUIDOR
4 SALIDAS

| CODIGO | ROSCA |
|--------|-------|
| 6105 | 1/8 |
| 6106 | 1/4 |

CUPLA DE
REDUCCION H-H

| CODIGO | ROSCA | ROSCA |
|--------|-------|-------|
| 5200 | 1/4 | 1/8 |
| 5201 | 3/8 | 1/4 |
| 5202 | 1/2 | 3/8 |
| 5203 | 1/2 | 1/4 |
| 5204 | 3/4 | 1/2 |

TUERCA
ROSCA GAS
PARA CAÑO

| CODIGO | TUBO | ROSCA |
|--------|------|-------|
| 5700 | 3/16 | 1/8 |
| 5701 | 1/4 | 1/8 |
| 5702 | 1/4 | 1/4 |
| 5703 | 5/16 | 1/4 |
| 5704 | 3/8 | 3/8 |
| 5705 | 1/2 | 1/2 |



CUPLA

PULGADAS

| CODIGO | ROSCA |
|--------|-------|
| 1901 | 1/8 |
| 1902 | 1/4 |
| 1903 | 3/8 |
| 1904 | 1/2 |
| 1905 | 3/4 |
| 30329 | 1" |



METRICAS

| CODIGO | ROSCA |
|--------|-----------|
| 30101 | M12 x1,50 |
| 30102 | M14 x1,50 |
| 30103 | M16 x1,50 |
| 30104 | M18 x1,50 |
| 30105 | M20 x1,50 |
| 30106 | M22 x1,50 |

REDUCCION
ROSCA M-M

| CODIGO | ROSCA | ROSCA |
|--------|-------|-------|
| 2001 | 1/8 | 1/4 |
| 2002 | 1/4 | 3/8 |
| 2003 | 3/8 | 1/2 |
| 2004 | 1/4 | 1/2 |
| 2005 | 1/2 | 3/4 |
| 2006 | 3/4 | 1 |



ENTRE ROSCAS

| CODIGO | ROSCA |
|--------|-------|
| 201 | 1/8 |
| 202 | 1/4 |
| 203 | 3/8 |
| 204 | 1/2 |
| 205 | 3/4 |
| 30330 | 1" |



JL NEUMATICA

www.jlneumatica.com.ar

**TEE M ROSCA
CENTRAL
H FORJADO**

| CODIGO | ROSCA |
|--------|-------|
| 6210 | 1/8 |
| 6211 | 1/4 |
| 6212 | 3/8 |
| 6213 | 1/2 |

**CRUZ H
FORJADO**

| CODIGO | ROSCA |
|--------|-------|
| 6160 | 1/8 |
| 6161 | 1/4 |
| 6162 | 3/8 |
| 6163 | 1/2 |

**CODO 90 M-H
LARGO FORJADO**

| CODIGO | ROSCA |
|--------|-------|
| 7207 | 1/8 |
| 7208 | 1/4 |
| 7209 | 3/8 |
| 7210 | 1/2 |
| 31245 | 3/4 |
| 31246 | 1" |

**TEE H ROSCA
CENTRAL
M FORJADO**

| CODIGO | ROSCA |
|--------|-------|
| 6170 | 1/8 |
| 6171 | 1/4 |
| 5403 | 3/8 |
| 5404 | 1/2 |

**CRUZ H
POR UN LADO M
FORJADO**

| CODIGO | ROSCA |
|--------|-------|
| 6190 | 1/8 |
| 6191 | 1/4 |
| 6192 | 3/8 |
| 6193 | 1/2 |

**TEE H-M
LATERAL
FORJADO**

| CODIGO | ROSCA |
|--------|-------|
| 6290 | 1/8 |
| 6291 | 1/4 |
| 6292 | 3/8 |
| 6293 | 1/2 |

**TEE 2 LADOS M
POR UN LADO
H FORJADO**

| CODIGO | ROSCA |
|--------|-------|
| 6260 | 1/8 |
| 6261 | 1/4 |
| 6262 | 3/8 |
| 6263 | 1/2 |

**CODO 90° M
FORJADO**

| CODIGO | ROSCA |
|--------|-------|
| 6250 | 1/8 |
| 6251 | 1/4 |
| 6252 | 3/8 |
| 6253 | 1/2 |

**TEE ROSCA H
FORJADO**

| CODIGO | ROSCA |
|--------|-------|
| 6180 | 1/8 |
| 31132 | 1/4 |
| 31133 | 3/8 |
| 6183 | 1/2 |
| 31230 | 3/4 |
| 31247 | 1" |

**TEE ROSCA M
FORJADO**

| CODIGO | ROSCA |
|--------|-------|
| 6130 | 1/8 |
| 6131 | 1/4 |
| 6132 | 3/8 |
| 6133 | 1/2 |
| 6134 | 3/4 |

**CODO H
FORJADO**

| CODIGO | ROSCA |
|--------|-------|
| 6240 | 1/8 |
| 31131 | 1/4 |
| 30281 | 3/8 |
| 6243 | 1/2 |
| 31231 | 3/4 |
| 31244 | 1" |



JL NEUMATICA

www.jlneumatica.com.ar

REDUCCION ROSCA M

| CODIGO | ROSCA | ROSCA |
|--------|-------|-------|
| 30016 | 1/8 | 1/4 |
| 30017 | 1/4 | 3/8 |
| 30018 | 3/8 | 1/2 |
| 30019 | 1/4 | 1/2 |
| 30020 | 1/2 | 3/4 |
| 30021 | 3/4 | 1" |



TAPON ALLEN

| CODIGO | ROSCA |
|--------|-------|
| 31035 | 1/8 |
| 31036 | 1/4 |
| 31037 | 3/8 |
| 31038 | 1/2 |



BUJE DE REDUCCION M-H

| CODIGO | ROSCA | ROSCA |
|--------|-------|-------|
| 30033 | 1/4 | 1/8 |
| 30034 | 3/8 | 1/8 |
| 30035 | 3/8 | 1/4 |
| 30036 | 1/2 | 1/8 |
| 30037 | 1/2 | 1/4 |
| 30038 | 1/2 | 3/8 |
| 30039 | 3/4 | 1/4 |
| 30040 | 3/4 | 3/8 |
| 30041 | 3/4 | 1/2 |
| 30042 | 1" | 3/4 |



ENTRE ROSCAS

| CODIGO | ROSCA |
|--------|-------|
| 30022 | 1/8 |
| 30023 | 1/4 |
| 30024 | 3/8 |
| 30025 | 1/2 |
| 30026 | 3/4 |



REDUCCION M-H

| CODIGO | ROSCA | ROSCA |
|--------|-------|-------|
| 30043 | 1/8 | 1/8 |
| 30044 | 1/8 | 1/4 |
| 30045 | 1/4 | 1/4 |
| 30048 | 1/8 | 3/8 |
| 30046 | 1/4 | 3/8 |
| 30047 | 3/8 | 3/8 |
| 30051 | 1/4 | 1/2 |
| 30049 | 3/8 | 1/2 |
| 30050 | 1/2 | 1/2 |
| 30052 | 1/2 | 3/4 |
| 30053 | 3/4 | 3/4 |



TAPON

| CODIGO | ROSCA |
|--------|-------|
| 30027 | 1/8 |
| 30028 | 1/4 |
| 30029 | 3/8 |
| 30030 | 1/2 |
| 30031 | 3/4 |
| 30032 | 1" |



TRABAJOS ESPECIALES SEGUN MUESTRA O PLANO.

JL NEUMATICA

**CONECTOR
RECTO**

| CODIGO | TUBO | ROSCA |
|--------|------|-------|
| 30054 | 1/8 | 1/8 |
| 30055 | 3/16 | 1/8 |
| 30056 | 3/16 | 1/4 |
| 30057 | 1/4 | 1/8 |
| 30058 | 1/4 | 1/4 |
| 30059 | 1/4 | 3/8 |
| 30060 | 1/4 | 1/2 |
| 30061 | 5/16 | 1/8 |
| 30062 | 5/16 | 1/4 |
| 30063 | 5/16 | 3/8 |
| 30064 | 5/16 | 1/2 |
| 30081 | 5/16 | 3/4 |
| 30065 | 3/8 | 1/8 |
| 30066 | 3/8 | 1/4 |
| 30067 | 3/8 | 3/8 |
| 30068 | 3/8 | 1/2 |
| 30069 | 7/16 | 1/4 |
| 30070 | 7/16 | 3/8 |
| 30071 | 1/2 | 1/4 |
| 30072 | 1/2 | 3/8 |
| 30073 | 1/2 | 1/2 |
| 30074 | 1/2 | 3/4 |
| 30075 | 5/8 | 3/8 |
| 30076 | 5/8 | 1/2 |
| 30077 | 3/4 | 1/2 |
| 30078 | 3/4 | 3/4 |
| 30079 | 1" | 3/4 |
| 30080 | 1" | 1" |

**CODO 90°
AJUSTE M**

| CODIGO | TUBO | ROSCA |
|--------|------|-------|
| 30082 | 1/8 | 1/8 |
| 30083 | 3/16 | 1/8 |
| 30084 | 1/4 | 1/8 |
| 30085 | 1/4 | 1/4 |
| 30086 | 5/16 | 1/8 |
| 30087 | 5/16 | 1/4 |
| 30088 | 5/16 | 1/2 |
| 30089 | 3/8 | 1/8 |
| 30090 | 3/8 | 1/4 |
| 30091 | 3/8 | 3/8 |
| 30092 | 3/8 | 1/2 |
| 30093 | 1/2 | 1/4 |
| 30094 | 1/2 | 3/8 |
| 30095 | 1/2 | 1/2 |
| 30096 | 5/8 | 1/2 |
| 30097 | 5/8 | 3/8 |
| 30098 | 3/4 | 3/4 |



TRABAJOS ESPECIALES SEGUN
MUESTRA O PLANO.

JL NEUMATICA

www.jlneumatica.com.ar

LLAVE CODO AJUSTE

| CODIGO | TUBO | ROSCA |
|--------|------|-------|
| 70 | 1/4 | 1/8 |
| 71 | 5/16 | 1/8 |




LLAVE UNION MANGUERA

| CODIGO | MANG. |
|--------|-------|
| 30001 | 5/16 |



LLAVE RECTA M-H

| CODIGO | ROSCA |
|--------|-------|
| 86 | 1/8 |
| 87 | 1/4 |



LLAVE RECTA AJUSTE

| CODIGO | TUBO | ROSCA |
|--------|------|-------|
| 74 | 1/4 | 1/8 |
| 75 | 5/16 | 1/8 |



LLAVE CODO FLARED

| CODIGO | TUBO | ROSCA |
|--------|------|-------|
| 72 | 1/4 | 1/8 |
| 73 | 5/16 | 1/8 |



LLAVE RECTA H-H

| CODIGO | ROSCA |
|--------|-------|
| 84 | 1/8 |
| 85 | 1/4 |



LLAVE RECTA FLARED

| CODIGO | TUBO | ROSCA |
|--------|------|-------|
| 78 | 1/4 | 1/8 |
| 79 | 5/16 | 1/8 |



LLAVE UNION AJUSTE

| CODIGO | TUBO |
|--------|------|
| 76 | 1/4 |
| 77 | 5/16 |



LLAVE RECTA PORTAGOMA

| CODIGO | MANG. | ROSCA |
|--------|-------|-------|
| 89 | 5/16 | 1/8 |



LLAVE CONEXION RECTA

| CODIGO | ROSCA |
|--------|-------|
| 82 | 1/8 |
| 83 | 1/4 |



LLAVE UNION FLARED

| CODIGO | TUBO |
|--------|------|
| 80 | 1/4 |
| 81 | 5/16 |



JL NEUMATICA

www.jlneumatica.com.ar

**BEBEDERO
DE CONEJO**

| CODIGO | detalle |
|--------|--------------------|
| 30100 | Rosca M 1/8 BSPT |
| 6351 | Para manguera 3/16 |

**RETEN
PARA CABLE
DE CEBADOR**

| CODIGO | detalle |
|--------|--------------------|
| 7800 | retén con tornillo |

**ASIENTO DE ROBINETE
PARA RADIADOR**

| CODIGO | detalle |
|--------|---------------|
| 7900 | 1/8 Chevrolet |
| 7901 | 1/4 Ford |

**BEBEDERO
DE CERDO**

| CODIGO |
|-------------|
| 6350 |
| 31156 |
| (regulable) |

**PICO
JAPONES**

| CODIGO | detalle |
|--------|------------------|
| 3901 | pico japonés |
| 3903 | adapt. bicicleta |
| 3904 | goma |

**VALVULA
RESTA LLAMA**

| CODIGO | detalle |
|--------|-------------------|
| 6300 | v. ant. oxígeno |
| 6301 | v. ant. acetileno |

**BEBEDERO
DE LECHON**

| CODIGO |
|-------------|
| 6352 |
| 31157 |
| (regulable) |

**ADAPTADOR
PARA INFLAR
BICICLETAS**

| CODIGO |
|--------|
| 3902 |

**REFORMA BULBO
DE TEMPERATURA**

| CODIGO | detalle |
|--------|---------------------|
| 8100 | 3/8 G.M. 3/8 Flared |
| 8101 | 1/2 G.M. 3/8 Flared |

**ROBINETE
PARA RADIADOR**

| CODIGO | detalle |
|--------|------------------------|
| 8000 | 1/8 Chevrolet B-2 |
| 8001 | 1/8 Chevrolet Ref B-20 |
| 8002 | 1/4 Ford B-203 |
| 8003 | 1/4 Kaiser B-211 |
| 8004 | 3/8 |



JL NEUMATICA

www.jlneumatica.com.ar

**MANGUERA
PARA BULBO
ACEITE**

| CODIGO | METROS |
|--------|--------|
| 30099 | 1 |
| 30003 | 1,30 |
| 30004 | 1,50 |
| 30005 | 1,80 |
| 30006 | 2 |
| 30007 | 3,80 |
| 30008 | 4 |



**TUERCA
PARA CAÑO
DE ESCAPE**

| CODIGO | ROSCA | DESCRIPCION |
|--------|---------|--------------|
| 7700 | 5/16 | B.SAE |
| 7701 | 5/16 | Ford |
| 7702 | 3/8 | B.SAE |
| 7703 | 3/8 | B.USS |
| 7704 | 3/8 | A.SAE |
| 7705 | 3/8 | A.USS |
| 7706 | 7/16 | B.SAE |
| 7707 | 7/16 | B.USS |
| 7708 | 7/16 | A.SAE |
| 7709 | 7/16 | A.USS |
| 7710 | 8x1,25 | B Fiat |
| 7711 | 8x1,25 | Mediana Fiat |
| 7712 | 8x1,25 | A. Fiat |
| 7713 | 10x1,25 | B. Indenor |
| 7714 | 10x1,25 | A. Indenor |
| 7715 | 10x1,50 | B. Peugeot |
| 7716 | 10x1,50 | A. Peugeot |



**PICO
PARA DESTAPAR
CAÑERIAS**

| CODIGO | ROSCA |
|--------|-------|
| 8150 | 1/8H |
| 8151 | 1/4M |



**HEMBRA
A BAYONETA**

| CODIGO | ROSCA |
|--------|-------|
| 6112 | 1/4 |
| 6113 | 1/8 |



**PICO
HIDROLAVADORAS**

| CODIGO |
|--------|
| 31628 |



**MACHO
CON TUERCA
PARA BAYONETA**

| CODIGO | ROSCA |
|--------|-------|
| 6120 | 1/4 |



**FLEXIBLE
PARA ACEITE
UNIVERSAL**

| CODIGO | TUBO | ROSCA |
|--------|---------|---------------|
| 8916 | 3/16 F. | 1/8 gas largo |
| 8917 | 3/16 F. | 1/8 gas corto |



**REMACHES
PARA CUCHILLOS**

| CODIGO |
|-------------|
| 31155 (x50) |



**MACHO
A BAYONETA**

| CODIGO | ROSCA |
|--------|-------|
| 6110 | 1/4 |
| 6111 | 1/8 |



**ALARGUES
DE BUJIA**

| CODIGO | DESCRIPCION |
|--------|-------------|
| 5900 | Fiat largo |
| 5901 | Crysler |
| 5902 | Siam |
| 5903 | Peugeot |
| 5904 | Ford |
| 5905 | Chevrolet |
| 5906 | Dodge |
| 5907 | Taurus |
| 5908 | Fiat corto |
| 5909 | Tornado |



CONEXIONES IVECO

| CODIGO | DESCRIPCION |
|--------|----------------------------|
| 31561 | Viola 18mm |
| 31562 | Manguito 18mm |
| 31563 | Tuerca 18mm |
| 31571 | Unión doble 18mm |
| 31560 | Tubo poliamida 18x14 Negro |



ADAPTADOR UNIVERSAL

| CODIGO | DESCRIPCION |
|--------|---------------------------|
| 31570 | Salida de aire univ. (x3) |



CONEXIONES SCANIA

| CODIGO | DESCRIPCION |
|--------|---------------------------------------|
| 31566 | Conexión salida Scania mang. 1/4(x3) |
| 31567 | Conexión salida Scania mang. 5/16(x3) |
| 31568 | Conexión salida Scania rosca 1/4(x3) |
| 31569 | Conexión salida Scania acople 1/4(x2) |
| 31700 | Purgador IVECO |



**PURGADORES
DESCARGA RAPIDA**

| CODIGO | DESCRIPCION |
|--------|----------------|
| 31700 | Rosca M22 |
| 31710 | Rosca 1/4 BSPT |



CAJA REDUCTORA DE FUERZA

CODIGO
31404



JL NEUMATICA

www.jlneumatica.com.ar

VALVULAS DE RETENCION LARGA

| CODIGO | TUBO | ROSCA |
|--------|--------|----------|
| 800 | 1/2 | 1/2(1) |
| 801 | 1/2M | 1/2(2) |
| 802 | 1/2 | 3/4(1) |
| 803 | 1/2M | 3/4(2) |
| 804 | 5/8 | 3/4(1) |
| 805 | 3/4 | 3/4(4) |
| 806 | 3/4H | 1"(3) |
| 807 | 3/4 | 1"(5) |
| 808 | 1" H | 1"1/4(3) |
| 809 | 1" H | 1"1/2(3) |
| 810 | 1"1/4H | 1"1/2(3) |
| 811 | 1"1/2H | 2"(3) |



VALVULAS DE RETENCION CORTA

| CODIGO | TUBO | ROSCA |
|--------|------|--------|
| 900 | 1/4H | 3/8(3) |
| 901 | 3/8 | 3/8(1) |
| 902 | 3/8 | 1/2(1) |
| 903 | 1/2 | 1/2(1) |
| 904 | 1/2H | 3/4(3) |
| 905 | 3/4 | 3/4(4) |
| 906 | 3/4H | 1"(3) |
| 907 | 1"M | 1"(2) |

VALVULA DE SEGURIDAD CALIBRADA 10 BAR

| CODIGO | ROSCA |
|--------|-------|
| 30002 | 1/4 |



VALVULAS DE SEGURIDAD

| CODIGO | ROSCA |
|--------|-----------------|
| 1001 | 1/4 con tirador |
| 1002 | 1/4 |
| 1003 | 3/8 |
| 1013 | 3/8 con tirador |
| 1004 | 1/2 |
| 1014 | 1/2 con tirador |
| 1005 | 3/4 |
| 1015 | 3/4 con tirador |
| 1006 | 1" |
| 1016 | 1" con tirador |



VALVULA DE DESCOMPRESION

| CODIGO | ROSCA |
|--------|---------|
| 1007 | 1/4 BSP |



CONTRATUERCA PARA VALVULAS DE SEGURIDAD

| CODIGO | DETALLE |
|--------|---------|
| 66 | 1/8 |
| 67 | 1/4 |
| 68 | 3/8 |
| 69 | 1/2 |
| 38 | 3/4 |
| 39 | 1 |



ROBINETE DE ESPURGUE

| CODIGO | ROSCA |
|--------|-------|
| 601 | 1/8 |
| 602 | 1/4 |
| 603 | 3/8 |
| 604 | 1/2 |



RESORTE PARA VALVULA DE RETENCION

| CODIGO | DIAMETRO |
|--------|----------|
| 1101 | 3/8 |
| 1102 | 1/2 |
| 1103 | 3/4 |
| 1104 | 1" |
| 1105 | 1" 1/4 |
| 1106 | 1" 1/2 |
| 1100 | 2" |



VALVULAS DE RETENCION EXTERNA CON TUERCA PARA CAÑO

| CODIGO | TUBO | ROSCA |
|--------|----------------------|---------|
| 4800 | 1/2 | 1/2 |
| 4801 | 3/8 | 1/2 |
| 31699 | BSP 3/8 X | BSP 1/2 |
| 31342 | 10 | 1/2 |
| 31135 | 3/4 | 3/4 |
| 4802 | 3/4 | 1" |
| 4803 | Viton Val.Ret.Ext. | 1/2 |
| 4804 | Viton Val.Ret.Ext. | 1" |
| 4805 | Resorte Val.Ret.Ext. | 1/2 |
| 4806 | Resorte Val.Ret.Ext. | 1" |
| 4807 | Virola Val.Ret.Ext. | 1/4 |



LLAVE DOBLE TRAFILADA

| CODIGO | ROSCA |
|--------|-------|
| 1301 | 1/4 |



LLAVE 90° TRAFILADA

| CODIGO | ROSCA |
|--------|-------|
| 1401 | 1/4 |
| 1402 | 3/8 |
| 1403 | 1/2 |



**PRESOSTATO
PARA AIRE DIYAN**

| CODIGO | DESCRIPCION |
|--------|--------------------|
| 1pm | HP 3/4-100 220v |
| 2pm | HP 1" 1/2-120 220v |
| 3pm | HP 2"-120 380v |
| 4pm | HP 3"-180 220v |
| 5pm | HP 5"-180 380v |
| 6pm | HP 7" 1/2-200 380v |




**PRESOSTATO
PARA AIRE CER**

| CODIGO | DESCRIPCION |
|--------|---------------|
| cr1 | 3f 7,5hp 380v |
| cr1l | 3f 5hp 380v |
| crot | 3f 3hp 380v |
| cro | 2f 3hp 220v |
| crc | 2f 1,5hp 220v |



**CAPUCHON
PARA VALVULA
DE RETENCION**

| CODIGO | ROSCA |
|--------|--------|
| 5000 | 3/8 |
| 5001 | 1/2 |
| 5002 | 3/4 |
| 5003 | 1" |
| 5004 | 1"1/4 |
| 5005 | 1" 1/2 |
| 5006 | 2" |



MANOMETROS

| CODIGO | DESCRIPCION |
|--------|--|
| 10601 | ∅ 63 caja chapa 1/100 kg. |
| 10613 | ∅ 63 caja chapa 101/400 kg. |
| 10602 | ∅ 100 caja chapa |
| 31708 | ∅ 50 salida posterior 1/8 |
| 10603 | con baño de glicerina 63 |
| 10604 | con baño de glicerina 100 rosca 1/2" |
| 10606 | presión neumático 60lba. c/mang.(1) |
| 10607 | presión neum. 120,150,200 lbs. c/rac. dual |
| 10609 | comodín p/neumáticos cto. 60,120,200lbs.(1) |
| 10610 | pist. mideinfla c/rac-valv.purg. 120,200 lbs |
| 10611 | con baño de glicer. diam. 40 hidrolav. 250 kg. |
| 10612 | manovacuometro 30+60 |
| 31704 | vacuometro 0/76 mm Hg |



PILOTO

| CODIGO | ROSCA |
|--------|-------|
| 8600 | 1/2 |



**VALVULAS
DE PRESOSTATO**

| CODIGO | ROSCA |
|--------|-------|
| 1701 | 1/2 |



**MANOMETROS
IMPORTADOS**

| CODIGO | DESCRIPCION |
|--------|--------------|
| 31242 | ∅ 63 0-4 kg |
| 31243 | ∅ 63 0-7 kg |
| 31179 | ∅ 63 0-10 kg |
| 31180 | ∅ 63 0-14 kg |
| 31181 | ∅ 63 0-20 kg |



SALIDA POSTERIOR

| CODIGO | ROSCA | DESCRIPCION. |
|--------|-------|--------------------|
| 30459 | 1/8 | sal. post. 0-10 kg |
| 30460 | 1/4 | sal. post.0-10 kg |



**CRUZ
CON ADAPTADOR**

| CODIGO | DESCRIPCION |
|--------|------------------------------|
| 532b | cruz con adaptador manómetro |



RACORD MACHO DE ACERO

| CODIGO | MANGUERA | ROSCA |
|--------|----------|-------|
| 31174 | 3/16 | 1/8 |
| 2150 | 1/4 | 1/8 |
| 2151 | 5/16 | 1/8 |
| 2152 | 3/8 | 1/8 |
| 31415 | 1/2 | 1/8 |
| 31175 | 3/16 | 1/4 |
| 2153 | 1/4 | 1/4 |
| 2154 | 5/16 | 1/4 |
| 2155 | 3/8 | 1/4 |
| 2156 | 1/2 | 1/4 |
| 31176 | 3/16 | 3/8 |
| 2157 | 1/4 | 3/8 |
| 2158 | 5/16 | 3/8 |
| 2159 | 3/8 | 3/8 |
| 2160 | 1/2 | 3/8 |
| 2161 | 5/8 | 3/8 |
| 2162 | 1/4 | 1/2 |
| 2163 | 5/16 | 1/2 |
| 2164 | 3/8 | 1/2 |
| 2165 | 1/2 | 1/2 |
| 2166 | 5/8 | 1/2 |
| 2167 | 3/4 | 1/2 |
| 2168 | 3/8 | 3/4 |
| 2169 | 1/2 | 3/4 |
| 31696 | 5/8 | 3/4 |
| 2170 | 3/4 | 3/4 |
| 2171 | 1" | 3/4 |
| 2172 | 3/4 | 1" |
| 2173 | 1" | 1" |
| 31627 | 1 1/4 | 1 1/4 |



RACORD H DE ACERO

| CODIGO | MANGUERA | ROSCA |
|--------|----------|-------|
| 2174 | 1/4 | 1/8 |
| 2175 | 5/16 | 1/8 |
| 2176 | 3/8 | 1/8 |
| 2177 | 1/4 | 1/4 |
| 2178 | 5/16 | 1/4 |
| 2179 | 3/8 | 1/4 |
| 31620 | 1/2 | 1/4 |
| 31621 | 1/4 | 3/8 |
| 31622 | 5/16 | 3/8 |
| 31623 | 3/8 | 3/8 |
| 31624 | 1/2 | 3/8 |
| 31625 | 5/16 | 1/2 |
| 31626 | 1/2 | 1/2 |
| 31697 | 1/2 | 3/4 |
| 31698 | 3/4 | 3/4 |



ACOPLE RAPIDO

| CODIGO | DESCRIPCION |
|--------|-------------------------|
| 2220 | 1/4 a bolilla completo |
| 2221 | 1/4 a bolilla sin perno |
| 2222 | 3/8 a bolilla completo |
| 2223 | 3/8 a bolilla sin perno |
| 2224 | 1/2 a bolilla completo |
| 2225 | 1/2 a bolilla sin perno |
| 2226 | 3/4 a bolilla completo |
| 2227 | 3/4 a bolilla sin perno |



PERNO ENCHUFE

| CODIGO | MANGUERA | ROSCA |
|--------|----------|-------|
| 2080 | 1/4 | 1/8M |
| 2081 | 1/4 | 1/4M |
| 2082 | 1/4 | 3/8M |
| 2083 | 1/4 | 1/8H |
| 2084 | 1/4 | 1/4H |
| 2085 | 3/8 | 3/8M |
| 2086 | 3/8 | 3/8H |
| 2087 | 1/2 | 1/2M |
| 2088 | 1/2 | 1/2H |
| 2089 | 3/4 | 3/4M |
| 2000 | 3/4 | 3/4H |




RACORD DOBLE DE ACERO

| CODIGO | MANGUERA |
|--------|----------|
| 30881 | 3/16 |
| 2180 | 1/4 |
| 2181 | 5/16 |
| 2182 | 3/8 |
| 2183 | 1/2 |
| 2184 | 5/8 |
| 2185 | 3/4 |
| 31617 | 1" |



RACORD TRIPLE DE ACERO

| CODIGO | MANGUERA |
|--------|----------|
| 31158 | 3/16 |
| 2186 | 1/4 |
| 2187 | 5/16 |
| 2188 | 3/8 |
| 2189 | 1/2 |
| 2190 | 5/8 |
| 2191 | 3/4 |



PERNO ENCHUFE RACORD MANGUERA

| CODIGO | ACOPLE | MANGUERA |
|--------|--------|----------|
| 2090 | 1/4 | 1/4 |
| 2091 | 1/4 | 5/16 |
| 2092 | 1/4 | 3/8 |
| 2093 | 1/4 | 1/2 |
| 2094 | 3/8 | 3/8 |
| 2095 | 1/2 | 1/2 |
| 31618 | 1/2 | 5/8 |
| 31619 | 1/2 | 3/4 |
| 2096 | 3/4 | 3/4 |



ACOPLE ROSCA H

| CODIGO | ROSCA |
|--------|-------|
| mda223 | 3/8 |
| mda224 | 1/2 |
| mda225 | 3/4 |

**ACOPLE RAPIDO DE BRONCE**

| CODIGO | |
|--------|---|
| 30248 | 1/4 completo |
| 30249 | 1/4 c/ bolilla acero y resorte acero inox. completo |

**ACOPLE ROSCA M**

| CODIGO | ROSCA |
|--------|-------|
| mda226 | 3/8 |
| mda227 | 1/2 |
| mda228 | 3/4 |
| mda229 | 1" |

**ACOPLE PARA MANGUERA**

| CODIGO | Ø MANGUERA |
|--------|------------|
| mda230 | 3/8 |
| mda231 | 1/2 |
| mda232 | 5/8 |
| mda233 | 3/4 |
| mda234 | 1" |
| mda235 | 1" 1/4 |

**PERNO ENCHUFE DE BRONCE**

| CODIGO | |
|--------|-----------------|
| 30250 | 1/4 M |
| 30251 | 1/4 H |
| 30252 | p/manguera 1/4 |
| 30253 | p/manguera 5/16 |

**ACOPLE CIEGO**

| CODIGO |
|--------|
| mda221 |



TRABAJOS ESPECIALES SEGUN MUESTRA O PLANO.

GUARNICION

| CODIGO |
|--------|
| mda222 |



JL NEUMATICA

www.jlneumatica.com.ar

CONEXIONES DE ACERO PARA TUBO PLASTICO


CONECTOR RECTO PARA TUBO

| CODIGO | TUBO | ROSCA |
|--------|------|-------|
| 30317 | 1/4 | 1/4 |
| 30318 | 5/16 | 1/4 |
| 30319 | 3/8 | 1/4 |
| 30320 | 3/8 | 3/8 |
| 30321 | 1/2 | 1/4 |
| 30322 | 1/2 | 3/8 |



TUERCA MOLETEADA

| CODIGO | TUBO |
|--------|------|
| 30323 | 1/4 |
| 30324 | 5/16 |
| 30325 | 3/8 |
| 30326 | 1/2 |



CONEXION ESPIRALADA PARA TUBO PLASTICO

| CODIGO | TUBO | ROSCA |
|--------|------|-------|
| 30311 | 1/4 | 1/4 |
| 30312 | 5/16 | 1/4 |
| 30313 | 3/8 | 1/4 |
| 30314 | 3/8 | 3/8 |
| 30315 | 1/2 | 1/4 |
| 30316 | 1/2 | 3/8 |



CONEXIONES AJUSTE DE ACERO

CONECTOR RECTO AJUSTE

| CODIGO | TUBO | ROSCA |
|--------|------|-------|
| 30297 | 1/4 | 1/4 |
| 30298 | 5/16 | 1/4 |
| 30300 | 3/8 | 1/4 |
| 30299 | 3/8 | 3/8 |
| 30327 | 1/2 | 1/4 |
| 30301 | 1/2 | 3/8 |
| 30646 | 1/2 | 1/2 |



TUERCA AJUSTE

| CODIGO | TUBO |
|--------|------|
| 30302 | 1/4 |
| 30303 | 5/16 |
| 30304 | 3/8 |
| 30305 | 1/2 |



CONEXION ESPIRALADA

| CODIGO | TUBO | ROSCA |
|--------|------|-------|
| 30306 | 1/4 | 1/4 |
| 30307 | 5/16 | 1/4 |
| 30308 | 3/8 | 3/8 |
| 30309 | 3/8 | 1/4 |
| 30328 | 1/2 | 1/4 |
| 30310 | 1/2 | 3/8 |
| 30647 | 1/2 | 1/2 |



**CONECTOR RECTO
JIC 37° - O'RING**

| CODIGO | UNF | UNF ORING |
|--------|---------|--------------|
| 31523H | 7/16 | 7/16 |
| 31524H | 1/2 | 1/2 |
| 31525H | 9/16 | 9/16 |
| 31526H | 9/16 | 3/4 |
| 31527H | 9/16 | 7/8 |
| 31528H | 3/4 | 9/16 |
| 31529H | 3/4 | 3/4 |
| 31530H | 3/4 | 7/8 |
| 31531H | 7/8 | 3/4 |
| 31532H | 7/8 | 7/8 |
| 31533H | 7/8 | 1" 1/16 |
| 31534H | 1" 1/16 | 7/8 |
| 31535H | 1" 1/16 | 1" 1/16 |
| 31536H | 1" 3/16 | 1" 1/16 |
| 31537H | 1" 3/16 | 1" 3/16 |
| 31538H | 1" 5/16 | 1" 1/16 |

**CONECTOR RECTO
AJUSTE - O'RING**

| CODIGO | UNF | UNF ORING |
|--------|---------|--------------|
| 31539H | 9/16 | 9/16 |
| 31540H | 9/16 | 3/4 |
| 31541H | 3/4 | 3/4 |
| 31542H | 7/8 | 3/4 |
| 31543H | 3/4 | 7/8 |
| 31544H | 7/8 | 7/8 |
| 31545H | 1" 1/16 | 7/8 |
| 31546H | 3/4 | 1" 1/16 |
| 31547H | 7/8 | 1" 1/16 |
| 31548H | 1" 1/16 | 1" 1/16 |
| 31549H | 1" 3/16 | 1" 3/16 |
| 31550H | 1" 5/16 | 1" 1/16 |
| 31551H | 1" 5/16 | 1" 3/16 |
| 31552H | 1" 5/16 | 1" 5/16 |

**CONECTOR RECTO
NPT - AJUSTE**

| CODIGO | NPT | UNF |
|--------|-----|---------|
| 31516H | 1/4 | 9/16 |
| 31517H | 3/8 | 3/4 |
| 31518H | 1/2 | 3/4 |
| 31519H | 1/2 | 7/8 |
| 31520H | 3/4 | 1" 1/16 |
| 31521H | 3/4 | 1" 3/16 |
| 31522H | 1" | 1" 5/16 |

**VIROLAS**

| CODIGO | TUBO |
|--------|------|
| 31437H | 6 |
| 31438H | 8 |
| 31439H | 10 |
| 31440H | 12 |
| 31441H | 14 |
| 31442H | 15 |
| 31443H | 16 |
| 31444H | 18 |
| 31445H | 20 |
| 31446H | 22 |
| 31447H | 25 |
| 31448H | 28 |
| 31449H | 30 |
| 31450H | 35 |
| 31451H | 38 |
| 31452H | 40 |
| 31453H | 42 |

**VIROLAS**

| CODIGO | TUBO |
|--------|--------|
| 31426H | 1/4 |
| 31427H | 5/16 |
| 31428H | 3/8 |
| 31429H | 1/2 |
| 31430H | 5/8 |
| 31431H | 3/4 |
| 31432H | 7/8 |
| 31433H | 1" |
| 31434H | 1" 1/4 |
| 31435H | 1 1/2 |
| 31436H | 2" |



METRICAS - NORMA DIN

PULGADAS - NORMA SAE

JL NEUMATICA

www.jlneumatica.com.ar

**TUBOS DE POLIAMIDA
PA 6 ESPIRALADO**

| CODIGO | DIAMETRO | ESTIRAMIENTO |
|--------|----------|--------------|
| 2034 | 1/4 | 2,50 |
| 2035 | 1/4 | 5,00 |
| 2036 | 1/4 | 7,50 |
| 2037 | 1/4 | 12,00 |
| 2042 | 5/16 | 2,50 |
| 2043 | 5/16 | 5,00 |
| 2044 | 5/16 | 7,50 |
| 2045 | 5/16 | 12,00 |
| 2050 | 3/8 | 2,50 |
| 2051 | 3/8 | 5,00 |
| 2052 | 3/8 | 7,50 |
| 2053 | 3/8 | 12,00 |
| 2058 | 1/2 | 2,50 |
| 2059 | 1/2 | 5,00 |
| 2060 | 1/2 | 7,50 |
| 2061 | 1/2 | 12,00 |


TUBOS DE POLIAMIDA PA 6

| CODIGO | DIAMETRO |
|--------|------------|
| 3050 | 4 x 2 |
| 3051 | 6 x 4 |
| 3052 | 8 x 6 |
| 3053 | 10 x 8 |
| 3076 | 11 x 8 |
| 3042 | 12 x 9 |
| 3054 | 12 x 10 |
| 31576 | 14 x 11 |
| 30286 | 16mm |
| 31560 | 18 x 14 |
| 3055 | 3/16 x 0,8 |
| 3056 | 1/4 x 0,8 |
| 3057 | 5/16 x 1 |
| 3058 | 3/8 x 1,2 |
| 3040 | 7/16 x 1,2 |
| 3059 | 1/2 x 1,6 |
| 3081 | 5/8 x 2 |
| 31341 | 3/4 |


**TUBOS DE TECALAN
PA 11/12**

| CODIGO | DIAMETRO |
|--------|------------|
| 3060 | 4 x 2,7 |
| 3061 | 6 x 4 |
| 3062 | 8 x 6 |
| 3063 | 10 x 8 |
| 3041 | 11 x 8 |
| 3064 | 12 x 10 |
| 3065 | 3/16 x 0,8 |
| 3066 | 1/4 x 0,8 |
| 3067 | 5/16 x 1 |
| 3068 | 3/8 x 1,2 |
| 3069 | 1/2 x 1,6 |


**TUBOS
DE POLIURETANO**

| CODIGO | DIAMETRO |
|--------|----------|
| 3070 | 4 x 2 |
| 3071 | 6 x 4 |
| 3072 | 8 x 5,5 |
| 3073 | 10 x 7 |
| 3074 | 12 x 8 |


**TUBOS DE POLIAMIDA
2MT CERRADO**

| CODIGO | ESTIRAMIENTO |
|--------|--------------|
| 3077 | 45 mt 1/4 |
| 3078 | 45 mt 5/16 |
| 3079 | 40 mt 3/8 |
| 3080 | 38 mt 1/2 |

JL NEUMATICA
www.jlneumatica.com.ar

**BARRAS DE GRILLON
PA6 X I MT**

| CODIGO | DIAMETRO |
|--------|----------|
| 31577 | Ø 5 |
| 31578 | Ø 6 |
| 31579 | Ø 8 |
| 31580 | Ø 10 |
| 31581 | Ø 12 |
| 31582 | Ø 15 |
| 31583 | Ø 20 |
| 31584 | Ø 25 |
| 31585 | Ø 30 |
| 31586 | Ø 35 |
| 31587 | Ø 40 |
| 31588 | Ø 45 |
| 31589 | Ø 50 |
| 31590 | Ø 55 |
| 31591 | Ø 60 |
| 31592 | Ø 65 |
| 31593 | Ø 70 |
| 31594 | Ø 75 |
| 31595 | Ø 80 |
| 31596 | Ø 85 |
| 31597 | Ø 90 |
| 31598 | Ø 100 |
| 31599 | Ø 110 |
| 31600 | Ø 115 |
| 31601 | Ø 120 |
| 31602 | Ø 125 |
| 31603 | Ø 130 |
| 31604 | Ø 140 |
| 31605 | Ø 150 |
| 31606 | Ø 160 |
| 31607 | Ø 170 |
| 31608 | Ø 175 |
| 31609 | Ø 180 |
| 31610 | Ø 185 |
| 31611 | Ø 190 |
| 31612 | Ø 200 |
| 31613 | Ø 225 |
| 31614 | Ø 250 |
| 31615 | Ø 275 |
| 31616 | Ø 300 |



TUBOS DE GRILLON PA6 X I MT

| CODIGO | Ø EXT X ØINT | CODIGO | Ø EXT X ØINT |
|--------|--------------|--------|--------------|
| 31629 | 25 x 10 | 31672 | 100 x 70 |
| 31630 | 30 x 10 | 31673 | 100 x 80 |
| 31631 | 30 x 15 | 31674 | 110 x 60 |
| 31632 | 30 x 20 | 31675 | 110 x 70 |
| 31633 | 35 x 15 | 31676 | 110 x 85 |
| 31634 | 35 x 20 | 31677 | 115 x 60 |
| 31635 | 35 x 25 | 31678 | 120 x 60 |
| 31636 | 40 x 15 | 31679 | 120 x 90 |
| 31637 | 40 x 20 | 31680 | 125 x 70 |
| 31638 | 40 x 25 | 31681 | 140 x 60 |
| 31639 | 40 x 30 | 31682 | 140 x 70 |
| 31640 | 45 x 20 | 31683 | 140 x 90 |
| 31641 | 45 x 25 | 31684 | 150 x 60 |
| 31642 | 50 x 20 | 31685 | 150 x 90 |
| 31643 | 50 x 25 | 31686 | 180 x 60 |
| 31644 | 50 x 30 | 31687 | 180 x 90 |
| 31645 | 50 x 35 | 31688 | 180 x 110 |
| 31646 | 55 x 25 | 31689 | 180 x 130 |
| 31647 | 60 x 20 | 31690 | 200 x 60 |
| 31648 | 60 x 30 | 31691 | 200 x 90 |
| 31649 | 60 x 40 | | |
| 31650 | 65 x 30 | | |
| 31651 | 65 x 35 | | |
| 31652 | 65 x 50 | | |
| 31653 | 70 x 30 | | |
| 31654 | 70 x 40 | | |
| 31655 | 70 x 50 | | |
| 31656 | 75 x 40 | | |
| 31657 | 75 x 50 | | |
| 31658 | 80 x 30 | | |
| 31659 | 80 x 40 | | |
| 31660 | 80 x 50 | | |
| 31661 | 80 x 60 | | |
| 31662 | 85 x 55 | | |
| 31663 | 85 x 65 | | |
| 31664 | 90 x 40 | | |
| 31665 | 90 x 50 | | |
| 31666 | 90 x 55 | | |
| 31667 | 90 x 60 | | |
| 31668 | 90 x 70 | | |
| 31669 | 100 x 40 | | |
| 31670 | 100 x 50 | | |
| 31671 | 100 x 60 | | |



APLICACION

**ENGRANAJES
BUJES - RODILLOS
TOPES - INSERTOS**


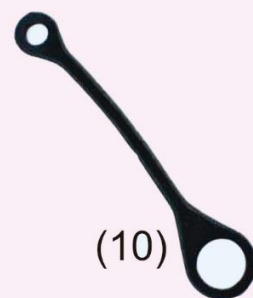



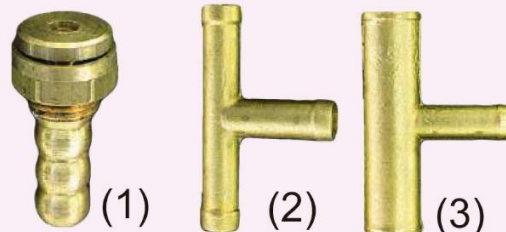
**TEMPERATURA
MAXIMA DE TRABAJO:
100 GRADOS
CENTIGRADOS**

**BARRAS
CUADRADAS
TUBOS - PLANCHAS
Y OTROS MATERIALES
SOBRE PEDIDO**

ACCESORIOS PARA GNC

CODIGO DESCRIPCION

| | |
|-------|---|
| 70002 | adaptador TEE de agua bronce (1) |
| 70003 | TEE de bronce p/mang de agua 3/8 x 3/8 x 3/8 (2) |
| 70004 | TEE de bronce p/mang de agua 5/8 x 3/8 x 5/8 (3) |
| 70005 | TEE de bronce p/mang de agua 5/8 x 5/8 x 5/8 (4) |
| 31268 | TEE de bronce p/mang. de agua 3/4 x 3/8 x 3/4 (3) |
| 70006 | tapón ciego de acero (5) |
| 70007 | niple de acero para caño 6mm (6) |
| 70008 | TEE para manómetro (7) |
| 70009 | unión doble para caño (8) |
| 70010 | válvula de retención (14) |
| 70011 | tapón pico de carga |
| 70012 | pico de carga completo (9) |
| 70014 | cinta para carga (10) |
| 70015 | virola 6mm de acero |
| 70025 | caño de acero alta presión 6 mts. (11) |
| 70053 | válvula parrilla (12) |
| 70054 | válvula de carga externa angular (13) |
| 31564 | válvula de retención (15) |



VALVULAS ESFERICAS 3 VIAS

| CODIGO | ROSCA |
|--------|--------|
| 30423 | 1/2 |
| 30424 | 3/4 |
| 30425 | 1" |
| 30426 | 1" 1/4 |
| 30427 | 1" 1/2 |
| 30428 | 2" |



VALVULAS ESFERICAS PASO TOTAL

| CODIGO | ROSCA |
|--------|--------|
| 01 | 1/4 |
| 02 | 3/8 |
| 03 | 1/2 |
| 04 | 3/4 |
| 05 | 1" |
| 06 | 1" 1/4 |
| 07 | 1" 1/2 |
| 08 | 2" |
| 09 | 2" 1/2 |
| 10 | 3" |
| 11 | 4" |
| 15 | 6" |




VALVULAS DE RETENCION VERTICAL P/AGUA

| CODIGO | ROSCA |
|--------|-------|
| 31044 | 1/2 |
| 31045 | 3/4 |
| 31046 | 1" |
| 31047 | 1"1/4 |
| 31048 | 1"1/2 |
| 31049 | 2" |
| 31050 | 2"1/2 |
| 31051 | 3" |
| 31052 | 4" |



ROBINETE MINI

| CODIGO | ROSCA |
|--------|-----------|
| 16 | 1/8 HH(1) |
| 17 | 1/8 MH(2) |
| 18 | 1/4 HH(1) |
| 19 | 1/4 MH(2) |
| 21 | 3/8 HH(1) |
| 22 | 3/8 MH(2) |
| 24 | 1/2 HH(1) |
| 25 | 1/2 MH(2) |



FILTRO "Y" DE LATON

| CODIGO | ROSCA |
|--------|-------|
| 31253 | 1/2 |
| 31254 | 3/4 |
| 31255 | 1" |
| 31256 | 1"1/4 |
| 31257 | 1"1/2 |
| 31258 | 2" |




CANILLA CIERRE ESFERICO

| CODIGO | ROSCA |
|--------|-------|
| 12 | 1/2 |
| 13 | 3/4 |
| 14 | 1" |




HERRAMIENTAS PARA GOMERIA

| CODIGO | DESCRIPCION |
|--------|---|
| 10400 | terraja común |
| 10401 | terraja super |
| 10402 | terraja común larga |
| 10403 | terraja vial |
| 10404 | terraja con mandril |
| 10405 | terraja con mango plástico |
| 10406 | terraja larga con mango plástico |
| 10407 | terraja saca óvulo roto m/hierro |
| 10408 | terraja saca óvulo roto m/plástico |
| 10409 | terraja brazo cambiabile |
| 10410 | llave coloca válvula |
| 10411 | palanca coloca válvula |
| 10412 | rodillo dentado |
| 10413 | rodillo plano |
| 10414 | dobladora de válvula |
| 10415 | pico desinfla cámara |
| 10416 | raccord dual 210 c/tuerca autobloqueante |
| 10417 | raccord dual 210 p/acople rápido |
| 10418 | raccord dual 210 |
| 10419 | raccord dual 160 p/acople rápido |
| 10420 | raccord dual 160 |
| 10421 | raccord dual para comodín |
| 10422 | raccord bolita p/mang. 6mm diámetro |
| 10423 | raccord bolita p/mang. 8mm diámetro |
| 10424 | raccord bolita para acople |
| 10425 | raccord tipo michelin p/man. s/retención |
| 10426 | raccord tipo michelin rosca H1/8 s/ret |
| 10427 | raccord tipo michelin para manguera c/ret. |
| 10428 | raccord tipo michelin rosca H 1/8 c/ret |
| 10429 | hidro raccord |
| 10430 | mang. con acople rápido y rac. michelin s/ret |
| 10431 | adaptador para hidro raccord |
| 10432 | gomitas p/raccord dual |
| 10433 | gomitas p/raccord bolita |
| 10434 | gomitas p/pico michelin |
| 31405 | aguja corta |
| 31406 | aguja larga |
| 31575 | pinza para colocar contrapeso |



EXTENSORES DE VALVULAS

| CODIGO | LONGITUD |
|--------|--------------------|
| 31053 | 70mm |
| 31054 | 115mm |
| 31055 | 150mm |
| 31056 | 170mm |
| 31343 | flexible 210mm |
| 31344 | flexible 270mm |
| 31057 | repuesto tap+válv. |



ALEMITES CURVOS

| CODIGO | |
|--------|-------------------------|
| 10021 | 1/4 sae codo 45° |
| 10022 | 1/4 sae codo 67° |
| 10023 | 1/4 sae codo 90° |
| 10024 | 1/8 gas codo 45° |
| 10025 | 1/8 gas codo 67° |
| 10026 | 1/8 gas codo 90° |
| 10027 | 1/4 gas codo 45° |
| 10028 | 1/4 gas codo 67° |
| 10029 | 1/4 gas codo 90° |
| 10030 | 3/8 gas codo 45° |
| 10031 | 3/8 gas codo 67° |
| 10032 | 3/8 gas codo 90° |
| 10033 | 6x1 mm codo 45° |
| 10034 | 6x1 mm codo 67° |
| 10035 | 6x1 mm codo 90° |
| 10036 | 7x1 mm codo 45° |
| 10037 | 7x1 mm codo 67° |
| 10038 | 7x1 mm codo 90° |
| 10039 | 8x1 mm codo 45° |
| 10040 | 8x1 mm codo 67° |
| 10041 | 8x1 mm codo 90° |
| 10042 | 8x1,25 mm codo 45° |
| 10043 | 8x1,25 mm codo 67° |
| 10044 | 8x1,25 mm codo 90° |
| 10157 | 8x1,50 mm codo 90° |
| 10045 | 10x1 mm codo 45° |
| 10046 | 10x1 mm codo 67° |
| 10047 | 10x1 mm codo 90° |
| 10048 | 10x1,25 mm codo 45° |
| 10049 | 10x1,25 mm codo 67° |
| 10050 | 10x1,25 mm codo 90° |
| 10158 | 10x1,50 mm codo 90° |
| 10051 | 1/4 sae parrilla Taunus |
| 10052 | 1/4 sae parrilla Falcon |



ALEMITES RECTOS

| CODIGO | |
|--------|---------------------------|
| 10001 | 1/4 sae recto |
| 10002 | 1/8 gas recto |
| 10003 | 1/4 gas recto |
| 10004 | 3/8 gas recto |
| 10005 | 6x1 mm recto |
| 10006 | 7x1 mm recto |
| 10007 | 8x1 mm recto |
| 10008 | 8x1,25 mm recto |
| 10009 | 8x1,50 mm recto |
| 10010 | 8x 1,25 mm Cardan Peugeot |
| 10011 | 10x1 mm recto |
| 10012 | 10x1,25 mm recto |
| 10013 | 10x1,50 mm recto |
| 10014 | 1/4 sae cruceta 17,4 mm |
| 10015 | 1/4 sae cruceta 25 mm |
| 10016 | 1/4 sae cruceta 30 mm |
| 10017 | 1/4 sae cruceta 50 mm |
| 10018 | 1/8 gas largo 32 mm |
| 10019 | 1/8 gas largo 44 mm |
| 10020 | 1/8 gas largo 58 mm |



JL NEUMATICA

www.jlneumatica.com.ar

TRABAJOS ESPECIALES SEGUN MUESTRA O PLANO.

NIPLES TECALEMITE

| CODIGO | ROSCA |
|--------|--------------------|
| 10053 | 1/8 gas cónico |
| 10054 | 1/4 gas cónico |
| 10055 | 1/4 gas cilíndrico |
| 10056 | 3/8 gas cónico |
| 10057 | 8x1 MM |
| 10058 | 10x1 MM |
| 10059 | 10x1,25 MM |
| 10069 | 10x1,50 MM |



10079 al 10083



10093



10095



10053 al 10069



10070
10071



10072
10074



10073
10075

NIPLES BAYONETA

| CODIGO | ROSCA |
|--------|------------------|
| 10070 | 1/8 gas recto |
| 10071 | 1/4 gas recto |
| 10072 | 1/8 gas codo 45° |
| 10073 | 1/8 gas codo 90° |
| 10074 | 1/4 gas codo 45° |
| 10075 | 1/4 gas codo 90° |



10099



10103



10104
10106



10105



10107



10102



10100



10101



10098



31384
10108
10109
10111



10110
10112

ADAPTADORES DE ENGRASE

| CODIGO | DESCRIPCION |
|--------|--|
| 10093 | adapt. chico hidráulico p/engr. manual |
| 10095 | adapt. chico codo 90° p/engr. manual |
| 10098 | adapt. de apoyo con asiento de goma |
| 10099 | adapt. zerk o de apoyo corto |
| 10100 | adaptador en punta recto |
| 10101 | adaptador en punta curvo 90° |
| 10102 | adaptador pico aguja |
| 10103 | adaptador cono |
| 10104 | adaptador tecalemite fijo 16mm |
| 10105 | adapt. tecalemite articulado 16mm |
| 10106 | adaptador tecalemite fijo 22mm |
| 10107 | adapt. bayoneta media vuelta |
| 31384 | caño recto 1/8 largo 50 mm |
| 10108 | caño recto 1/8 largo 100 mm |
| 10109 | caño recto 1/8 largo 150 mm |
| 10110 | caño curvo 1/8 largo 150 mm |
| 10111 | caño recto 1/8 largo 200 mm |
| 10112 | caño curvo 1/8 largo 200 mm |

ENGRASADORES DE COPA

| CODIGO | ROSCA | Nº |
|--------|---------|----|
| 10076 | 1/8 gas | 1 |
| 10077 | 1/8 gas | 2 |
| 10078 | 1/4 gas | 2 |
| 10079 | 1/8 gas | 3 |
| 10080 | 1/4 gas | 3 |
| 10081 | 1/8 gas | 4 |
| 10082 | 1/4 gas | 4 |
| 10083 | 3/8 gas | 4 |

ARTÍCULOS IMPORTADOS

JL NEUMÁTICA

CONECTOR ROSCA H

CODIGO TUBO ROSCA

| | | |
|-------|----|-----|
| 30838 | 4 | 1/8 |
| 30839 | 6 | 1/8 |
| 30840 | 6 | 1/4 |
| 30841 | 8 | 1/8 |
| 30842 | 8 | 1/4 |
| 30843 | 8 | 3/8 |
| 30844 | 10 | 1/8 |
| 30845 | 10 | 1/4 |
| 30846 | 10 | 3/8 |
| 31218 | 12 | 1/8 |
| 30847 | 12 | 1/4 |
| 30848 | 12 | 3/8 |
| 30849 | 12 | 1/2 |



UNION DOBLE RECTA

CODIGO TUBO

| | |
|-------|------|
| 30219 | 4mm |
| 30220 | 6mm |
| 30221 | 8mm |
| 30222 | 10mm |
| 30223 | 12mm |
| 30224 | 14mm |
| 30270 | 15mm |
| 30225 | 16mm |



UNION TEE

CODIGO TUBO

| | |
|-------|------|
| 30196 | 4mm |
| 30197 | 6mm |
| 30198 | 8mm |
| 30199 | 10mm |
| 30200 | 12mm |
| 30201 | 14mm |
| 30269 | 15mm |
| 30202 | 16mm |



PASACHAPA

CODIGO TUBO

| | |
|-------|------|
| 30233 | 4mm |
| 30234 | 6mm |
| 30235 | 8mm |
| 30236 | 10mm |
| 30237 | 12mm |
| 30238 | 14mm |
| 30239 | 16mm |



CONECTOR RECTO

CODIGO TUBO ROSCA

| | | |
|-------|----|-----|
| 30151 | 4 | M5 |
| 30271 | 4 | M6 |
| 30152 | 4 | 1/8 |
| 30153 | 4 | 1/4 |
| 30154 | 6 | M5 |
| 30431 | 6 | M6 |
| 30155 | 6 | 1/8 |
| 30156 | 6 | 1/4 |
| 30157 | 8 | 1/8 |
| 30158 | 8 | 1/4 |
| 30432 | 8 | 3/8 |
| 30159 | 10 | 1/4 |
| 30160 | 10 | 3/8 |
| 30161 | 12 | 1/4 |
| 30162 | 12 | 3/8 |
| 30163 | 12 | 1/2 |
| 30433 | 14 | 1/8 |
| 30164 | 14 | 1/4 |
| 30165 | 14 | 3/8 |
| 30166 | 14 | 1/2 |
| 30434 | 15 | 1/4 |
| 30272 | 15 | 3/8 |
| 30435 | 15 | 1/2 |
| 30436 | 16 | 1/8 |
| 30347 | 16 | 1/4 |
| 30168 | 16 | 3/8 |
| 30169 | 16 | 1/2 |



CODO 90°

CODIGO TUBO ROSCA

| | | |
|-------|----|-----|
| 30170 | 4 | M5 |
| 30267 | 4 | M6 |
| 30171 | 4 | 1/8 |
| 30172 | 4 | 1/4 |
| 30173 | 6 | M5 |
| 31203 | 6 | M6 |
| 30174 | 6 | 1/8 |
| 30175 | 6 | 1/4 |
| 30176 | 8 | 1/8 |
| 30177 | 8 | 1/4 |
| 30437 | 8 | 3/8 |
| 30178 | 10 | 1/4 |
| 30179 | 10 | 3/8 |
| 30180 | 12 | 1/4 |
| 30181 | 12 | 3/8 |
| 30182 | 12 | 1/2 |
| 30183 | 14 | 1/4 |
| 30184 | 14 | 3/8 |
| 30185 | 14 | 1/2 |
| 30438 | 15 | 1/4 |
| 30268 | 15 | 3/8 |
| 30439 | 15 | 1/2 |
| 30186 | 16 | 1/4 |
| 30187 | 16 | 3/8 |
| 30188 | 16 | 1/2 |



UNION CODO 90°

CODIGO TUBO

| | |
|-------|------|
| 30189 | 4mm |
| 30190 | 6mm |
| 30191 | 8mm |
| 30192 | 10mm |
| 30193 | 12mm |
| 30194 | 14mm |
| 30195 | 16mm |



**CONECTOR RECTO
ASIENTO O'RING**

| CODIGO | TUBO | ROSCA |
|--------|------|-------|
| 31141 | 6 | 1/8 |
| 31142 | 6 | 1/4 |
| 31143 | 8 | 1/4 |
| 31144 | 10 | 1/4 |

**TEE ROSCA CENTRAL
ASIENTO O'RING**

| CODIGO | TUBO | ROSCA |
|--------|------|-------|
| 31213 | 6 | 1/8 |
| 31214 | 6 | 1/4 |
| 31215 | 8 | 1/8 |
| 31216 | 8 | 1/4 |
| 31217 | 10 | 1/4 |

**CODO 90°
ASIENTO
O'RING**

| CODIGO | TUBO | ROSCA |
|--------|------|-------|
| 31145 | 6 | 1/8 |
| 31146 | 6 | 1/4 |
| 31147 | 8 | 1/4 |
| 31148 | 10 | 1/4 |

**CODO M-H**

| CODIGO | TUBO |
|--------|------|
| 31075 | 4 |
| 31076 | 6 |
| 31077 | 8 |
| 31078 | 10 |
| 31079 | 12 |

**TEE
ROSCA CENTRAL**

| CODIGO | TUBO | ROSCA |
|--------|------|-------|
| 30203 | 4 | 1/8 |
| 30204 | 6 | 1/8 |
| 30205 | 6 | 1/4 |
| 30206 | 8 | 1/8 |
| 30207 | 8 | 1/4 |
| 30208 | 10 | 1/4 |
| 30209 | 10 | 3/8 |
| 31241 | 12 | 1/8 |
| 30210 | 12 | 1/4 |
| 30211 | 12 | 3/8 |
| 30212 | 12 | 1/2 |
| 30213 | 14 | 1/4 |
| 30214 | 14 | 3/8 |
| 30215 | 14 | 1/2 |
| 30216 | 16 | 1/4 |
| 30217 | 16 | 3/8 |
| 30218 | 16 | 1/2 |

**REGULADOR
DE CAUDAL**

| CODIGO | TUBO | ROSCA |
|--------|------|-------|
| 30240 | 6 | 1/8 |
| 30241 | 8 | 1/4 |
| 30443 | 8 | 1/8 |
| 30442 | 4 | 1/4 |
| 30441 | 4 | 1/8 |

**CODO
REDUCCION M-H**

| CODIGO | TUBO |
|--------|-------|
| 31085 | 6x4 |
| 31086 | 8x6 |
| 31087 | 10x8 |
| 31088 | 12x10 |

**CUTTER**

CODIGO
30242

**BIFURCACION
C/ROSCA CENTRAL**

| CODIGO | TUBO | ROSCA |
|--------|------|-------|
| 30414 | 4 | 1/8 |
| 30415 | 6 | 1/8 |
| 30416 | 6 | 1/4 |
| 30417 | 8 | 1/8 |
| 30418 | 8 | 1/4 |
| 30419 | 10 | 1/4 |
| 30420 | 10 | 3/8 |
| 30421 | 12 | 1/4 |
| 30422 | 12 | 3/8 |

**BIFURCACION**

| CODIGO | TUBO |
|--------|------|
| 30226 | 4 |
| 30227 | 6 |
| 30228 | 8 |
| 30229 | 10 |
| 30230 | 12 |
| 30836 | 14 |
| 30837 | 16 |

**BIFURCACION
CON REDUCCION**

| CODIGO | TUBO | TUBO |
|--------|------|------|
| 30447 | 6 | 4 |
| 30448 | 8 | 6 |
| 30449 | 10 | 8 |
| 30450 | 12 | 10 |



REDUCCION

CODIGO TUBO TUBO

| | | |
|-------|----|----|
| 30733 | 6 | 4 |
| 30734 | 8 | 6 |
| 30735 | 10 | 8 |
| 30736 | 12 | 10 |



REDUCCION RECTA M-H

CODIGO TUBO

| | |
|-------|-------|
| 31089 | 6x4 |
| 31090 | 8x4 |
| 31091 | 8x6 |
| 31092 | 10x6 |
| 31093 | 10x8 |
| 31094 | 12x6 |
| 31095 | 12x8 |
| 31298 | 12x10 |



UNION M

CODIGO TUBO


| | |
|-------|------|
| 31080 | 4mm |
| 31081 | 6mm |
| 31082 | 8mm |
| 31083 | 10mm |
| 31084 | 12mm |



LLAVE DE CORTE

CODIGO TUBO ROSCA

| | | |
|-------|---|-----|
| 30376 | 6 | 1/8 |
| 30377 | 6 | 1/4 |
| 30378 | 8 | 1/4 |



LLAVE DE CORTE UNION

CODIGO TUBO

| | |
|-------|-----|
| 30374 | 6 |
| 30375 | 8 |
| 31204 | 8-6 |



REGULADOR DE CAUDAL

CODIGO TUBO

| | |
|-------|---|
| 30259 | 4 |
| 30260 | 6 |
| 30261 | 8 |



CRUZ

CODIGO TUBO

| | |
|-------|----|
| 30262 | 4 |
| 30263 | 6 |
| 30264 | 8 |
| 30265 | 10 |
| 30266 | 12 |



DISTRIBUIDOR M LATERAL

CODIGO TUBO ROSCA

| | | |
|-------|---|-----|
| 30993 | 6 | 1/8 |
| 30994 | 8 | 1/8 |
| 30995 | 6 | 1/4 |
| 30996 | 8 | 1/4 |

(4 lados)



CUPLA REDUCCION

CODIGO TUBO ROSCA

| | | |
|-------|----|-----|
| 31098 | 4 | 1/8 |
| 31099 | 4 | 1/4 |
| 31100 | 6 | 1/8 |
| 31101 | 6 | 1/4 |
| 31102 | 6 | 3/8 |
| 31103 | 8 | 1/8 |
| 31104 | 8 | 1/4 |
| 31105 | 8 | 3/8 |
| 31106 | 10 | 1/8 |
| 31107 | 10 | 1/4 |
| 31108 | 10 | 3/8 |
| 31109 | 10 | 1/2 |
| 31110 | 12 | 1/4 |
| 31111 | 12 | 3/8 |
| 31112 | 12 | 1/2 |




DISTRIBUIDOR

CODIGO TUBO

| | |
|-------|----|
| 30991 | 6 |
| 30992 | 8 |
| 31096 | 10 |
| 31097 | 12 |

(5 lados)



TAPON

CODIGO DIAMETRO

| | |
|-------|----|
| 30997 | 4 |
| 30998 | 6 |
| 30999 | 8 |
| 31000 | 10 |
| 31001 | 12 |




CODO 90°

| CODIGO | TUBO | ROSCA |
|--------|------|-------|
| 31206 | 3/16 | 1/8 |
| 30361 | 1/4 | 1/8 |
| 30362 | 1/4 | 1/4 |
| 30363 | 5/16 | 1/8 |
| 30364 | 5/16 | 1/4 |
| 30365 | 3/8 | 1/4 |
| 30366 | 3/8 | 3/8 |
| 30367 | 1/2 | 1/4 |
| 30368 | 1/2 | 3/8 |
| 30369 | 1/2 | 1/2 |



UNION DOBLE RECTA

| CODIGO | TUBO |
|--------|------|
| 30440 | 3/16 |
| 30357 | 1/4 |
| 30358 | 5/16 |
| 30359 | 3/8 |
| 30360 | 1/2 |



UNION TEE

| CODIGO | TUBO |
|--------|------|
| 31207 | 3/16 |
| 30370 | 1/4 |
| 30371 | 5/16 |
| 30372 | 3/8 |
| 30373 | 1/2 |



TEE ROSCA CENTRAL

| CODIGO | TUBO | ROSCA |
|--------|------|-------|
| 30477 | 1/4 | 1/8 |
| 30478 | 1/4 | 1/4 |
| 30480 | 5/16 | 1/8 |
| 30479 | 5/16 | 1/4 |
| 30481 | 3/8 | 1/4 |
| 30482 | 3/8 | 3/8 |
| 30483 | 1/2 | 1/4 |
| 30484 | 1/2 | 3/8 |
| 30485 | 1/2 | 1/2 |




CONECTOR RECTO

| CODIGO | TUBO | ROSCA |
|--------|------|-------|
| 31205 | 3/16 | 1/8 |
| 30348 | 1/4 | 1/8 |
| 30349 | 1/4 | 1/4 |
| 30350 | 5/16 | 1/8 |
| 30351 | 5/16 | 1/4 |
| 30352 | 3/8 | 1/4 |
| 30353 | 3/8 | 3/8 |
| 30354 | 1/2 | 1/4 |
| 30355 | 1/2 | 3/8 |
| 30356 | 1/2 | 1/2 |



SILENCIADORES CORTOS

| CODIGO | ROSCA |
|--------|-------|
| 1360 | 1/8 |
| 1361 | 1/4 |
| 1362 | 3/8 |
| 1363 | 1/2 |
| 1364 | 3/4 |
| 1365 | 1" |



SILENCIADORES LARGOS

| CODIGO | ROSCA |
|--------|-------|
| 1350 | 1/8 |
| 1351 | 1/4 |
| 1352 | 3/8 |
| 1353 | 1/2 |
| 1354 | 3/4 |
| 30247 | 1" |



SILENCIADORES REGULABLES

| CODIGO | ROSCA |
|--------|-------|
| 30147 | 1/8 |
| 30148 | 1/4 |



SILENCIADORES DESCARTABLES

| CODIGO | ROSCA |
|--------|-------|
| 1370 | 1/8 |
| 1371 | 1/4 |
| 1372 | 3/8 |
| 1373 | 1/2 |




VISOR INDICADOR DE NIVEL ALUMINIO

| CODIGO | ROSCA |
|--------|-------|
| 8750 | 1/4 |
| 8751 | 3/8 |
| 8752 | 1/2 |
| 30737 | 3/4 |
| 30738 | 1" |



AMORTIGUADOR DE VALVULA

| CODIGO | ROSCA |
|--------|-------|
| 30149 | 1/8 |
| 30150 | 1/4 |



**FILTRO
REGULADOR
LUBRICADOR**

| CODIGO | ROSCA |
|--------|-------|
| 30386 | 1/4 |
| 30387 | 3/8 |
| 30388 | 1/2 |
| 31070 | 3/4 |
| 31069 | 1" |

**FILTRO
REGULADOR**

| CODIGO | ROSCA |
|--------|-------|
| 30389 | 1/4 |
| 30390 | 3/8 |
| 30391 | 1/2 |
| 31019 | 3/4 |
| 31020 | 1" |

**FILTRO**

| CODIGO | ROSCA |
|--------|-------|
| 30403 | 1/4 |
| 30404 | 3/8 |
| 30405 | 1/2 |

**FILTRO
REGULADOR
LUBRICADOR
ECONOMICO**

| CODIGO | ROSCA |
|--------|-------|
| 30444 | 1/4 |
| 31074 | 1/2 |

**REGULADOR**

| CODIGO | ROSCA |
|--------|-------|
| 30406 | 1/4 |
| 30407 | 3/8 |
| 30408 | 1/2 |
| 31071 | 3/4 |
| 31072 | 1" |

**LUBRICADOR**

| CODIGO | ROSCA |
|--------|-------|
| 30446 | 1/8 |
| 30400 | 1/4 |
| 30401 | 3/8 |
| 30402 | 1/2 |

**FILTRO
REGULADOR
ECONOMICO**

| CODIGO | ROSCA |
|--------|-------|
| 30445 | 1/4 |
| 31005 | 1/2 |

**FILTRO REGULADOR
LUBRICADOR MINI**

| CODIGO | ROSCA |
|--------|-------|
| 30828 | 1/4 |

**FILTRO MINI**

| CODIGO | ROSCA |
|--------|-------|
| 30830 | 1/4 |

**REGULADOR
DE AIRE
ECONOMICO**

| CODIGO | ROSCA |
|--------|-------|
| 30711 | 1/4 |

**FILTRO
REGULADOR
MINI**

| CODIGO | ROSCA |
|--------|-------|
| 30829 | 1/4 |

**REGULADOR MINI**

| CODIGO | ROSCA |
|--------|-------|
| 30831 | 1/4 |

**LUBRICADOR MINI**

| CODIGO | ROSCA |
|--------|-------|
| 31073 | 1/4 |



VASO PARA LUBRICADOR

CODIGO ROSCA

| | |
|-------|----------------|
| 30464 | 1/4 |
| 30465 | 3/8 |
| 30466 | 1/2 |
| 31186 | 1/4(económico) |
| 31187 | 1/2(económico) |



PROTECCION DE VASO

CODIGO ROSCA

| | |
|-------|-------------------------|
| 30470 | 1/4 |
| 30471 | 3/8 |
| 30472 | 1/2 |
| 31346 | 1/4 3/8 1/2 (económico) |



VASO FILTRO DE AIRE

CODIGO ROSCA

| | |
|-------|-----------------|
| 30473 | 1/4 |
| 30474 | 3/8 |
| 30475 | 1/2 |
| 31188 | 1/4 (económico) |
| 31189 | 1/2 (económico) |



PURGADOR AUTOMATICO

CODIGO ROSCA

| | |
|-------|-----|
| 30409 | 1/4 |
| 30410 | 3/8 |
| 30411 | 1/2 |



BRIDAS DE SEPARACION

| | |
|---------------|--------------|
| CODIGO | ROSCA |
| 31025 | 1/4 - 3/8 |
| 31026 | 1/2 |



SOPORTE FR

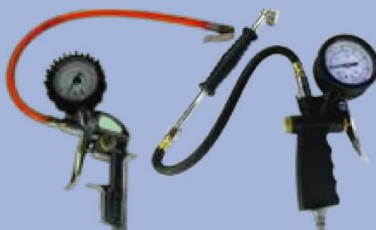
| | |
|---------------|--------------|
| CODIGO | ROSCA |
| 31021 | 1/4 |
| 31022 | 3/8 |
| 31023 | 1/2 |



PISTOLA INFLA Y MIDE

CODIGO DESCRIPCION

| | |
|-------|-------------------|
| 30379 | con racord dual |
| 30380 | con pico Michelin |



PISTOLA ROCIADORA

| | |
|---------------|--------------------|
| CODIGO | DESCRIPCION |
| 30965 | c/recipiente |



PISTOLAS DESEMPOLVADORAS

CODIGO DESCRIPCION

| | |
|-------|----------------------|
| 30454 | Pistola pico corto |
| 30864 | Pistola pico 150 m/m |



CONJUNTO TUBO ESP. POLIURETANO PISTOLA Y ACOPLE

CODIGO DESCRIPCION

| | |
|-------|----------------------------|
| 31233 | 5 mts. |
| 31234 | 7,5 mts. |
| 31235 | 12 mts. |
| 31386 | 12mts + racord dual de 210 |



CONJUNTO T ESP. POLIURETANO CON CONEXION

CODIGO DESCRIPCION

| | |
|-------|----------|
| 31236 | 5 mts. |
| 31237 | 7,5 mts. |
| 31238 | 12 mts. |



TUBO DE POLIURETANO ESPIRALADO

CODIGO TUBO ESTIRAMIENTO

| | | |
|-------|-------|---------|
| 30451 | 8 x 5 | 5 mts |
| 30452 | 8 x 5 | 7,5 mts |
| 30453 | 8 x 5 | 12 mts |



TUBO DE POLIURETANO

| | |
|---------------|-------------|
| CODIGO | TUBO |
| 31138 | 4 x 2,5 mm |
| 30383 | 6 x 4 mm |
| 31267 | 8 x 5 mm |
| 31139 | 10 x 6,5 mm |
| 31140 | 12 x 8 mm |



TUBO DE POLIAMIDA

| | |
|---------------|-------------|
| CODIGO | TUBO |
| 30381 | 6 x 4 |
| 30382 | 8 x 6 |
| 31137 | 10 x 8 |




REGULADOR DE CAUDAL UNIDIR. MINI

| CODIGO | ROSCA |
|--------|-------|
| 30455 | 1/8 |
| 30456 | 1/4 |
| 30457 | 3/8 |
| 30458 | 1/2 |

**PEDAL**

| CODIGO | DESCRIPCION |
|--------|-----------------------------|
| 30832 | (2) 1/4 - 3/2 vías metálico |
| 30833 | (1) 1/4 - 5/2 vías plástico |
| 31172 | (2) 1/4 - 5/2 vías metálico |

**VALVULA BOTON**

| CODIGO | ROSCA |
|--------|------------|
| 30394 | 3 vías 1/8 |
| 30395 | 3 vías 1/4 |
| 30396 | 5 vías 1/8 |
| 30397 | 5 vías 1/4 |

**REGULADOR DE CAUDAL UNIDIRECCIONAL**

| CODIGO | ROSCA |
|--------|-------|
| 30392 | 1/8 |
| 30393 | 1/4 |
| 30412 | 3/8 |
| 30413 | 1/2 |

**VALVULA COLIZANTE DE SALIDA**

| CODIGO | ROSCA |
|--------|---------|
| 30824 | 1/8 M H |
| 30825 | 1/4 M H |
| 30826 | 1/8 H H |
| 30827 | 1/4 H H |

**5 VIAS VALVULA A PALANCA**

| CODIGO | ROSCA |
|--------|---------------|
| 30398 | 1/8 |
| 30399 | 1/4 |
| 31173 | c/abierto 1/4 |
| 31209 | c/abierto 1/8 |

**VISOR ACEITE**

| CODIGO | DIAMETRO |
|--------|-----------|
| 31208 | 1/4 y 3/8 |

**VALVULA ROTATIVA**

| CODIGO VIAS | ROSCA |
|-------------|---------|
| 30834 | 4/3 1/4 |

**VALVULA DE RETENCION NEUMATICA**

| CODIGO | ROSCA |
|--------|-------|
| 30822 | 1/8 |
| 30823 | 1/4 |

**VALVULA DE RETENCION LUBRICACION**

| CODIGO | ROSCA |
|--------|----------|
| 30835 | 1/8 BSPT |

**LLAVE INVERSORA**

| CODIGO | ROSCA |
|--------|---------------------|
| 31227 | 3/2x1/8 (c/abierto) |

**PURGADOR AUTOMATICO ELECTRONICO**

| CODIGO |
|--------|
| 31228 |

**TIMMER**

| CODIGO |
|--------|
| 31229 |



JL NEUMATICA

www.jlneumatica.com.ar

ELECTRO VALVULAS

CODIGO DESCRIPCION

| | |
|-------|---|
| 31006 | 2/2 comando eléctrico 1/8 BSP 12V. |
| 31007 | 2/2 comando eléctrico 1/8 BSP 24V. |
| 31014 | 3/2 comando eléctrico 1/8 BSP 12V. |
| 31123 | 3/2 comando eléctrico 1/8 BSP 24V. |
| 31008 | 3/2 simple solen. 1/8 BSP 12V. |
| 31009 | 3/2 simple solen. 1/8 BSP 24V. |
| 31192 | 3/2 simple solen. 1/4 BSP 24V. |
| 31010 | 5/2 simple solen. c/chico 1/8 BSP 12V.. |
| 31011 | 5/2 simple solen. c/chico 1/8 BSP 24V. |
| 31122 | 5/2 simple solen. c/chico 1/8 BSP 110V. c/alterna |
| 31212 | 5/2 simple solen. c/chico 1/8 BSP 220V. c/alterna |
| 31119 | 5/2 simple solen. c/chico 1/4 BSP 24V. |
| 31347 | 5/2 simple solen. c/chico 1/4 BSP 24V. c/alterna |
| 31120 | 5/2 simple solen. c/chico 1/4 BSP 110V. c/alterna |
| 31121 | 5/2 simple solen. c/chico 1/4 BSP 12V. |
| 31211 | 5/2 simple solen. c/chico 1/4 BSP 220V. c/alterna |
| 31012 | 5/2 simple solen. 1/4 BSP 12V. |
| 31013 | 5/2 simple solen. 1/4 BSP 24V. |
| 31190 | 5/2 simple solen. 3/8 BSP 24V. |
| 31191 | 5/2 simple solen. 1/2 BSP 24V. |
| 31015 | Bobinas 12V. DC |
| 31016 | Bobinas 24V. DC |
| 31113 | Bobinas 24V. AC c/alterna |
| 31017 | Bobinas 110V. AC c/alterna |
| 31018 | Bobinas 220V. AC c/alterna |

CILINDRO ALUMINIO CUADRADO FBC

CODIGO DESCRIPCION

| | |
|-------|------------|
| 31348 | 32 x 25 S |
| 31066 | 32 x 50 |
| 31067 | 32 x 100 |
| 31349 | 32 x 125 S |
| 31068 | 32 x 150 |
| 31350 | 32 x 200 S |
| 31351 | 40 x 25 S |
| 31352 | 40 x 50 S |
| 31353 | 40 x 100 S |
| 31354 | 40 x 125 S |
| 31355 | 40 x 150 S |
| 31356 | 40 x 200 S |
| 31357 | 50 x 25 S |
| 31358 | 50 x 50 S |
| 31359 | 50 x 100 S |
| 31360 | 50 x 125 S |
| 31361 | 50 x 150 S |
| 31362 | 50 x 200 S |
| 31363 | 63 x 25 S |
| 31364 | 63 x 50 S |
| 31365 | 63 x 100 S |
| 31366 | 63 x 125 S |
| 31367 | 63 x 150 S |
| 31368 | 63 x 200 S |



CILINDRO ALUMINIO REDONDO RAL

CODIGO DESCRIPCION

| | |
|-------|---------|
| 31374 | 20 x 25 |
| 31375 | 20 x 50 |
| 31376 | 20 x 75 |
| 31377 | 20 x100 |
| 31369 | 25 x 25 |
| 31370 | 25 x 50 |
| 31371 | 25 x 75 |
| 31372 | 25 x100 |
| 31373 | 25 x150 |
| 31378 | 32 x 50 |
| 31379 | 32 x 75 |
| 31380 | 32 x100 |
| 31381 | 32 x125 |
| 31382 | 32 x150 |



CILINDRO INOXIDABLE REDONDO IAS

CODIGO DESCRIPCION

| | |
|-------|---------|
| 31058 | 20 x 25 |
| 31059 | 20 x 50 |
| 31060 | 20 x 75 |
| 31061 | 20 x100 |
| 31062 | 25 x 25 |
| 31063 | 25 x 50 |
| 31064 | 25 x 75 |
| 31065 | 25 x100 |



VALVULA SOLENOIDE GRAN CAUDAL

CODIGO LIMP. FILTRO DE MANGA

| | |
|-------|----------|
| 30820 | 3/4 220v |
| 30821 | 1" 220v |



LUBRICADOR ACRILICO MINI

| CODIGO | ROSCA |
|--------|---------|
| 31002 | 1/4 M-H |



RACORD BOLITA

| CODIGO | DESCRIPCION |
|--------|---------------|
| 30714 | 5/16 manguera |
| 31177 | para acople |
| 31709 | 1/4 manguera |



AUTOMATICO PARA COMPRESORES

| CODIGO | DESCRIPCION |
|--------|----------------------|
| 30709 | 220v. 4 vías |
| 30710 | 380v.4 vías |
| 30877 | 220v. 1 vía |
| 30878 | 380v. 1 vía |
| 31136 | horiz. 220 v. 4 vías |



RACORD DUAL

| CODIGO | ROSCA | LONG. |
|--------|--------|-------|
| 30712 | 1/4H | 160mm |
| 30713 | 1/4H | 210mm |
| 31178 | acople | 210mm |



PICO PARA INFLADOR

| CODIGO |
|--------|
| 30715 |



MINI VALVULA DE SEGURIDAD 10,5 BAR

| CODIGO | ROSCA |
|--------|-------|
| 30699 | 1/4 |
| 30700 | 3/8 |
| 30701 | 1/2 |
| 30702 | 3/4 |



MINI VALVULA ESFERICA

| CODIGO | | |
|--------|--------------|------|
| 30703 | 1/4H | 1/4H |
| 30704 | 1/4M | 1/4H |
| 30705 | 1/4M | 8 mm |
| 30706 | 1/4M | 1/4M |
| 30707 | 1/4H | 8 mm |
| 30708 | 8 mm | 8 mm |
| 30990 | codo 90° 1/4 | 8 mm |



30703

30704

30705



30706



30707



30708



30990

JL NEUMATICA

www.jlneumatica.com.ar

TIPO A

MACHO X
ROSCA HEMBRA

| CODIGO | ala | MEDIDA |
|--------|-----|--------|
| 30551 | ala | 3/4 |
| 30552 | ala | 1" |
| 30553 | ala | 1"1/4 |
| 30554 | ala | 1"1/2 |
| 30555 | ala | 2" |
| 30556 | ala | 2"1/2 |
| 30557 | ala | 3" |
| 30558 | ala | 4" |
| 30559 | ala | 5" |
| 30560 | ala | 6" |



TIPO D

CUPLA HEMBRA X
ROSCA HEMBRA

| CODIGO | ald | MEDIDA |
|--------|-----|--------|
| 30582 | ald | 3/4 |
| 30583 | ald | 1" |
| 30584 | ald | 1"1/4 |
| 30585 | ald | 1"1/2 |
| 30586 | ald | 2" |
| 30587 | ald | 2"1/2 |
| 30588 | ald | 3" |
| 30589 | ald | 4" |
| 30590 | ald | 5" |
| 30591 | ald | 6" |



TIPO DP

TAPON PARA CUPLA

| CODIGO | aldp | MEDIDA |
|--------|------|--------|
| 30622 | aldp | 3/4 |
| 30623 | aldp | 1" |
| 30624 | aldp | 1"1/4 |
| 30625 | aldp | 1"1/2 |
| 30626 | aldp | 2" |
| 30627 | aldp | 2"1/2 |
| 30628 | aldp | 3" |
| 30629 | aldp | 4" |
| 30630 | aldp | 5" |
| 30631 | aldp | 6" |



TIPO B

CUPLA HEMBRA X
ROSCA MACHO

| CODIGO | alb | MEDIDA |
|--------|-----|--------|
| 30561 | alb | 3/4 |
| 30562 | alb | 1" |
| 30563 | alb | 1"1/4 |
| 30564 | alb | 1"1/2 |
| 30565 | alb | 2" |
| 30566 | alb | 2"1/2 |
| 30567 | alb | 3" |
| 30568 | alb | 4" |
| 30570 | alb | 5" |
| 30571 | alb | 6" |



TIPO E

ADAPTADOR MACHO
X MANGUERA

| CODIGO | ale | MEDIDA |
|--------|-----|--------|
| 30592 | ale | 3/4 |
| 30593 | ale | 1" |
| 30594 | ale | 1"1/4 |
| 30595 | ale | 1"1/2 |
| 30596 | ale | 2" |
| 30597 | ale | 2"1/2 |
| 30598 | ale | 3" |
| 30599 | ale | 4" |
| 30600 | ale | 5" |
| 30601 | ale | 6" |



TIPO DC
TAPA

| CODIGO | aldc | MEDIDA |
|--------|------|--------|
| 30612 | aldc | 3/4 |
| 30613 | aldc | 1" |
| 30614 | aldc | 1"1/4 |
| 30615 | aldc | 1"1/2 |
| 30616 | aldc | 2" |
| 30617 | aldc | 2"1/2 |
| 30618 | aldc | 3" |
| 30619 | aldc | 4" |
| 30620 | aldc | 5" |
| 30621 | aldc | 6" |



TIPO C

CUPLA HEMBRA
X MANGUERA

| CODIGO | alc | MEDIDA |
|--------|-----|--------|
| 30572 | alc | 3/4 |
| 30573 | alc | 1" |
| 30574 | alc | 1"1/4 |
| 30575 | alc | 1"1/2 |
| 30576 | alc | 2" |
| 30577 | alc | 2"1/2 |
| 30578 | alc | 3" |
| 30579 | alc | 4" |
| 30580 | alc | 5" |
| 30581 | alc | 6" |



TIPO F

ADAPTADOR MACHO
X ROSCA MACHO

| CODIGO | alf | MEDIDA |
|--------|-----|--------|
| 30602 | alf | 3/4 |
| 30603 | alf | 1" |
| 30604 | alf | 1"1/4 |
| 30605 | alf | 1"1/2 |
| 30606 | alf | 2" |
| 30607 | alf | 2"1/2 |
| 30608 | alf | 3" |
| 30609 | alf | 4" |
| 30610 | alf | 5" |
| 30611 | alf | 6" |



RACORD

FORJADO DE **ACERO**

| CODIGO | MEDIDA |
|--------|--------|
| 31392 | 3/4 |
| 31393 | 1 |
| 31394 | 1" 1/4 |
| 31395 | 1" 1/2 |
| 31396 | 2" |
| 31397 | 2" 1/2 |
| 31398 | 3" |
| 31399 | 4" |
| 31400 | 6" |
| 31558 | 2" NPT |
| 31401 | 3" NPT |
| 31402 | 4" NPT |
| 31403 | 6" NPT |



TIPO C90CUPLA HEMBRA
X MANGUERA**CODIGO MEDIDA**30652 al 2"
30653 al 3"**TIPO C68°**CUPLA HEMBRA
X MANGUERA**CODIGO MEDIDA**30650 al 2"
30651 al 3"**UNION
CUPLA****CODIGO MEDIDA**30654 dd 1"1/2
30655 dd 2"
30656 dd 3"**REDUCCION**

CUPLA X ADAPTADOR

MACHO**CODIGO CUPLA ADAPTADOR**30988 da H4" M2"
30989 da H4" M3"
31565 da H3" M4"**JUNTAS DE CIERRE****CODIGO MEDIDA**31171 j 1/2
30636 j 3/4
30637 j 1"
30638 j 1"1/4
30639 j 1"1/2
30640 j 2"
30641 j 2"1/2
30642 j 3"
30643 j 4"
30644 j 5"
30645 j 6"**JUNTAS DE CIERRE**

VITON

CODIGO MEDIDA30666 jv 3/4
30667 jv 1"
30668 jv 1"1/4
30669 jv 1"1/2
30670 jv 2"
30671 jv 3"**ABRAZADERAS****CODIGO DIAMETRO**30868 3/8
30869 1/2
30870 3/4
30871 1"
30872 1"1/4
30873 1"1/2
30874 2"
30875 3"
30876 4"
30987 6"**UNION M****CODIGO ACOPLE ACOPLE**30657 aa 1" 1"
30658 aa 1"1/4 1"1/4
30659 aa 1"1/2 1"1/2
30660 aa 2" 2"
30661 aa 3" 3"
30662 aa 4" 4"
30663 aa 2" 3"
30664 aa 1"1/2 2"
30665 aa 3" 4"**LEVAS****CODIGO MEDIDA**31232 L 1/2 - 3/4
30632 L 1"
30633 L 1"1/4 - 1"1/2 - 2" - 2"1/2
30634 L 3" - 4" - 5"
30635 L 6"

TIPO A

ADAPTADOR MACHO
X ROSCA HEMBRA

| CODIGO | MEDIDA |
|---------|--------|
| 31165 a | 1/2 |
| 30486 a | 3/4 |
| 30487 a | 1" |
| 30488 a | 1"1/4 |
| 30489 a | 1"1/2 |
| 30490 a | 2" |
| 30492 a | 3" |
| 30493 a | 4" |



TIPO D

CUPLA HEMBRA X
ROSCA HEMBRA

| CODIGO | MEDIDA |
|---------|--------|
| 31168 d | 1/2 |
| 30510 d | 3/4 |
| 30511 d | 1" |
| 30512 d | 1"1/4 |
| 30513 d | 1"1/2 |
| 30514 d | 2" |
| 30516 d | 3" |
| 30517 d | 4" |



TIPO DP

TAPON PARA CUPLA

| CODIGO | MEDIDA |
|----------|--------|
| 30542 dp | 3/4 |
| 30543 dp | 1" |
| 30544 dp | 1"1/4 |
| 30545 dp | 1"1/2 |
| 30546 dp | 2" |
| 30548 dp | 3" |
| 30550 dp | 4" |



TIPO B

CUPLA HEMBRA X
ROSCA MACHO

| CODIGO | MEDIDA |
|---------|--------|
| 31166 b | 1/2 |
| 30494 b | 3/4 |
| 30495 b | 1" |
| 30496 b | 1"1/4 |
| 30497 b | 1"1/2 |
| 30498 b | 2" |
| 30500 b | 3" |
| 30501 b | 4" |



TIPO E

ADAPTADOR MACHO
X MANGUERA

| CODIGO | MEDIDA |
|---------|--------|
| 31169 e | 1/2 |
| 30518 e | 3/4 |
| 30519 e | 1" |
| 30520 e | 1"1/4 |
| 30521 e | 1"1/2 |
| 30522 e | 2" |
| 30524 e | 3" |
| 30525 e | 4" |



TIPO DC TAPA

| CODIGO | MEDIDA |
|----------|--------|
| 30534 dc | 3/4 |
| 30535 dc | 1" |
| 30536 dc | 1"1/4 |
| 30537 dc | 1"1/2 |
| 30538 dc | 2" |
| 30540 dc | 3" |
| 30541 dc | 4" |



TIPO C

CUPLA HEMBRA
X MANGUERA

| CODIGO | MEDIDA |
|---------|--------|
| 31167 c | 1/2 |
| 30502 c | 3/4 |
| 30503 c | 1" |
| 30504 c | 1"1/4 |
| 30505 c | 1"1/2 |
| 30506 c | 2" |
| 30508 c | 3" |
| 30509 c | 4" |



TIPO F

ADAPTADOR MACHO
X ROSCA MACHO

| CODIGO | MEDIDA |
|---------|--------|
| 31170 f | 1/2 |
| 30526 f | 3/4 |
| 30527 f | 1" |
| 30528 f | 1"1/4 |
| 30529 f | 1"1/2 |
| 30530 f | 2" |
| 30532 f | 3" |
| 30533 f | 4" |



RACORD

| CODIGO | MEDIDA |
|--------|--------|
| 30741 | 1/2 |
| 30672 | 3/4 |
| 30673 | 1" |
| 30674 | 1"1/4 |
| 30675 | 1"1/2 |
| 30676 | 2" |
| 30677 | 3" |



TIPO A

ADAPTADOR MACHO
X ROSCA HEMBRA

| CODIGO | MEDIDA |
|--------|--------|
| 30904 | 1/2 |
| 30905 | 3/4 |
| 30906 | 1" |
| 30907 | 1"1/4 |
| 30908 | 1"1/2 |
| 30909 | 2" |
| 30910 | 2"1/2 |
| 30911 | 3" |



TIPO D

CUPLA HEMBRA X
ROSCA HEMBRA

| CODIGO | MEDIDA |
|--------|--------|
| 30967 | 1/2 |
| 30968 | 3/4 |
| 30969 | 1" |
| 30970 | 1"1/4 |
| 30971 | 1"1/2 |
| 30972 | 2" |
| 30973 | 2"1/2 |
| 30974 | 3" |



TIPO DP

TAPON PARA CUPLA

| CODIGO | MEDIDA |
|--------|--------|
| 30958 | 1/2 |
| 30959 | 3/4 |
| 30960 | 1" |
| 30961 | 1"1/4 |
| 30962 | 1"1/2 |
| 30963 | 2" |
| 30964 | 2"1/2 |



TIPO B

CUPLA HEMBRA X
ROSCA MACHO

| CODIGO | MEDIDA |
|--------|--------|
| 30940 | 1/2 |
| 30941 | 3/4 |
| 30942 | 1" |
| 30943 | 1"1/4 |
| 30944 | 1"1/2 |
| 30945 | 2" |
| 30946 | 2"1/2 |
| 30947 | 3" |



TIPO E

ADAPTADOR MACHO
X MANGUERA

| CODIGO | MEDIDA |
|--------|--------|
| 30931 | 1/2 |
| 30932 | 3/4 |
| 30933 | 1" |
| 30934 | 1"1/4 |
| 30935 | 1"1/2 |
| 30936 | 2" |
| 30937 | 2"1/2 |
| 30938 | 3" |



TIPO DC

TAPA

| CODIGO | MEDIDA |
|--------|--------|
| 30922 | 1/2 |
| 30923 | 3/4 |
| 30924 | 1" |
| 30925 | 1"1/4 |
| 30926 | 1"1/2 |
| 30927 | 2" |
| 30928 | 2"1/2 |



TIPO C

CUPLA HEMBRA
X MANGUERA

| CODIGO | MEDIDA |
|--------|--------|
| 30913 | 1/2 |
| 30914 | 3/4 |
| 30915 | 1" |
| 30916 | 1"1/4 |
| 30917 | 1"1/2 |
| 30918 | 2" |
| 30919 | 2"1/2 |
| 30920 | 3" |



TIPO F

ADAPTADOR MACHO
X ROSCA MACHO

| CODIGO | MEDIDA |
|--------|--------|
| 30949 | 1/2 |
| 30950 | 3/4 |
| 30951 | 1" |
| 30952 | 1"1/4 |
| 30953 | 1"1/2 |
| 30954 | 2" |
| 30955 | 2"1/2 |
| 30956 | 3" |



LEVAS

ACERO INOXIDABLE

| CODIGO | MEDIDA |
|--------|----------------------|
| 31219 | 1/2 3/4 |
| 31220 | 1" |
| 31221 | 1"1/4 1"1/2 2" 2"1/2 |




TIPO EUROPEO

TIPO AMERICANO

ACOPLE
MEDIA VUELTA **H**

| CODIGO | ROSCA |
|--------|----------|
| 30690 | 1/2 BSPP |
| 30691 | 3/4 BSPP |
| 30692 | 1" BSPP |



ACOPLE
MEDIA VUELTA **H**

| CODIGO | ROSCA |
|--------|---------|
| 30681 | 1/2 NPT |
| 30682 | 3/4 NPT |
| 30683 | 1" NPT |



ACOPLE
MEDIA VUELTA **M**

| CODIGO | ROSCA |
|--------|----------|
| 31159 | 3/8 BSPT |
| 30693 | 1/2 BSPT |
| 30694 | 3/4 BSPT |
| 30695 | 1" BSPT |



ACOPLE
MEDIA VUELTA **M**

| CODIGO | ROSCA |
|--------|---------|
| 30684 | 1/2 NPT |
| 30685 | 3/4 NPT |
| 30686 | 1" NPT |



MANGUERA
COLLAR

| CODIGO | MANGUERA |
|--------|----------|
| 30687 | 1/2 |
| 30688 | 3/4 |
| 30689 | 1" |




MANGUERA
COLLAR

| CODIGO | MANGUERA |
|--------|----------|
| 30678 | 1/2 |
| 30679 | 3/4 |
| 30680 | 1" |



JUNTAS
DE CIERRE

| CODIGO | MEDIDA |
|--------|-------------------|
| 30696 | 1/2 NBR EUR - USA |
| 30697 | 3/4 NBR EUR - USA |
| 30698 | 1" NBR EUR - USA |



**PERNO
ACOPLE**

| CODIGO | ACOPLE | ROSCA |
|--------|--------|-------|
| 30718 | 1/2 | 3/4 |
| 30742 | 1/2 | 1" |

**UNION**

| CODIGO | MANGUERA |
|--------|----------|
| 30880 | 1/2 |

**PISTOLA**

| CODIGO | DESCRIPCION |
|--------|--------------|
| 30716 | 7 posiciones |

**UNION TEE**

| CODIGO | MANGUERA |
|--------|----------|
| 30879 | 1/2 |

**PISTOLA**

| CODIGO | DESCRIPCION |
|--------|-------------|
| 30717 | economica |

**ACOPLE**

| CODIGO | ACOPLE | MANGUERA |
|--------|--------|----------|
| 30719 | 1/2 | 1/2 |
| 30743 | 1/2 | 3/4 |

**MANGUERA
DE RIEGO**

| CODIGO | PRESION | MANG. |
|--------|----------------------|--------------|
| 31573 | 6 kg/cm ² | 1/2 x 25mts |
| 31574 | 6 kg/cm ² | 3/4 x 25mts |
| 31701 | 6 kg/cm ² | 1/2 x 50 mts |
| 31702 | 6 kg/cm ² | 3/4 x 50 mts |



JL NEUMATICA

www.jlneumatica.com.ar



Whatsapp 1165963664

Ramos Mejia

Ventas@jlneumatica.com.ar

Cotizaciones@jlneumatica.com.ar